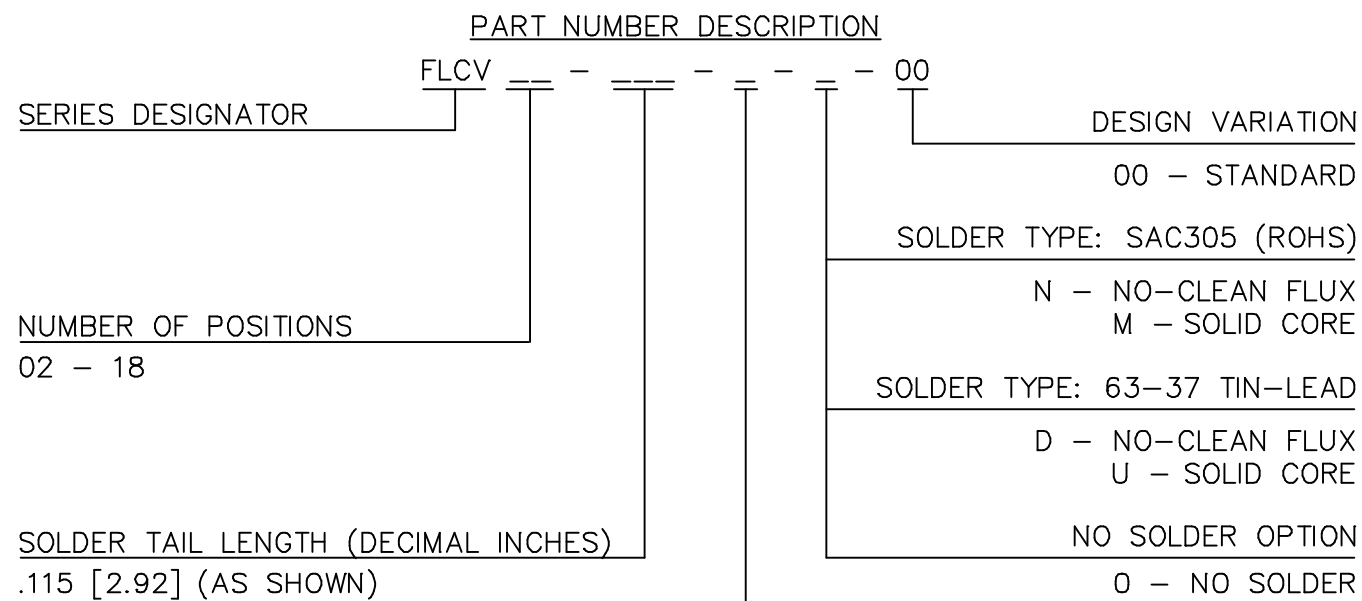
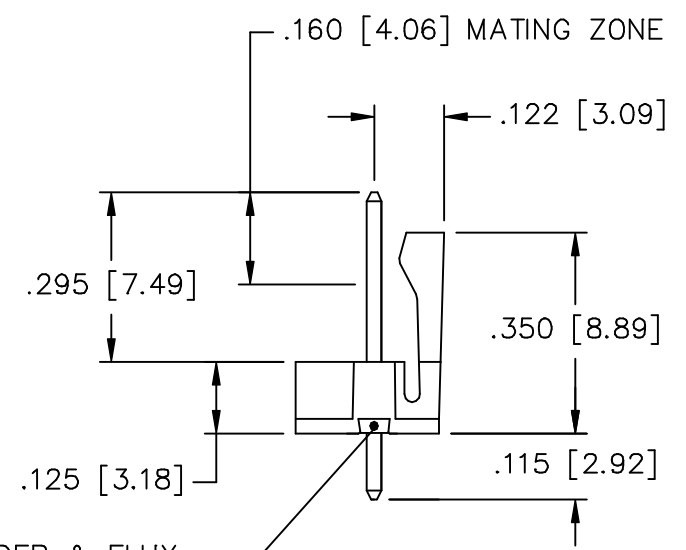
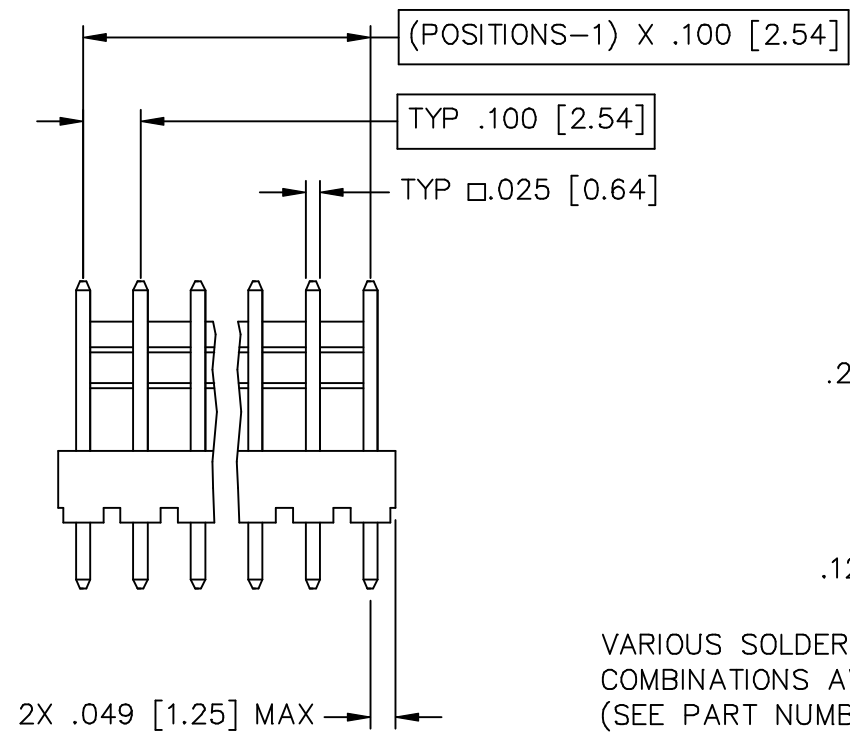
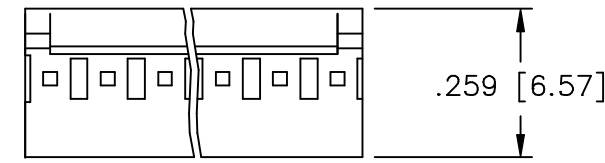


Rev	Description	Date	By
B	GENERAL UPDATE	04/03/08	JSC



CONTACT FINISH DESIGNATION 4		
DESIGNATION	MATING ZONE	SOLDER TAIL
K	TIN-LEAD - 100 MICROINCHES	TIN-LEAD - 100 MICROINCHES
T	GOLD - FLASH	TIN-LEAD - 100 MICROINCHES
P	GOLD - 10 MICROINCHES	TIN-LEAD - 100 MICROINCHES
S	GOLD - FLASH	GOLD - FLASH
2	GOLD - 10 MICROINCHES	GOLD - 10 MICROINCHES
C	GOLD - FLASH	PURE TIN - 100 MICROINCHES
B	GOLD - 10 MICROINCHES	PURE TIN - 100 MICROINCHES
H	GOLD - 30 MICROINCHES MIN	PURE TIN - 100 MICROINCHES
0	PURE TIN - 100 MICROINCHES	PURE TIN - 100 MICROINCHES



VARIOUS SOLDER & FLUX COMBINATIONS AVAILABLE (SEE PART NUMBER DESCRIPTION)

NOTES: UNLESS OTHERWISE SPECIFIED

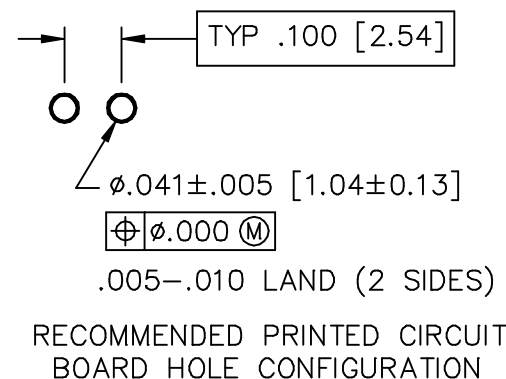
- 1 INTERPRET THIS DRAWING IN ACCORDANCE WITH ASME Y14.5M - 1994
- 2 FOR OTHER SIZES, FINISHES, SOLDER VOLUMES OR ADDITIONAL DATA CONSULT TEKA CUSTOMER SERVICE DEPARTMENT
- 3 CONNECTOR SOLDER VOLUME BASED ON APPLICATION TO A .062±.007 [1.58±0.18] THICK PRINTED CIRCUIT BOARD


4 ALL TIN FINISHES ARE LOW STRESS / WHISKER MITIGATING

5 INDICATED CONTACT FINISHES ARE ROHS COMPLIANT

MATERIALS:

HOUSING: HIGH TEMPERATURE THERMOPLASTIC, UL RATED 94-V0
 CONTACT: COPPER ALLOY
 SOLDER: SEE PART NUMBER DESCRIPTION
 CONTACT FINISH: (SEE PART NUMBER DESCRIPTION)



Unless otherwise specified: All dimensions are: Inches [mm]	Drawn by: J CACHINA	Date: 12/04/06	 AN INTERPLEX INDUSTRIES CO. 100 PIONEER AVE WARWICK, R.I. 02888 TEL: (401) 785-4110 FAX: (401) 781-5730 E-MAIL: sales@teka.com
	Checked by: JSC Date: 12/05/06		
-Tolerances- No of places IN [mm] one ±.1 ±2,54 two ±.02 ±0,5 three ±.010 ±0,25 Angular ±2°	Title: FRICTION LOCK -.100 2.54] PITCH SOLDER BEARING HEADER (ROHS COMPLIANT)		Part No: FLCV - - - - - 00
	Ref No: S20630	Scale: 3:1	Sheet 1 of 1