

NOTES:

1. MATERIALS AND FINISH:

INSULATOR- GLASS FILLED THERMO-PLASTIC
 POLYESTER, 94W-0 RATED, BLACK.
 CONTACT MATERIAL- PHOSPHOR BRONZE

CONTACT PLATING- .000030 Au OVER, .000050 Ni ON
 CONTACT POINT, TAIL AND COMPLIANT SECTION, .000100
 WHITE FINISH 60/40 SnPb.

2. ELECTRICAL CHARACTERISTICS:

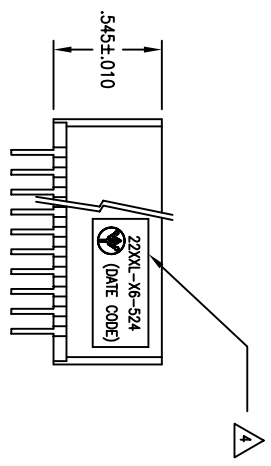
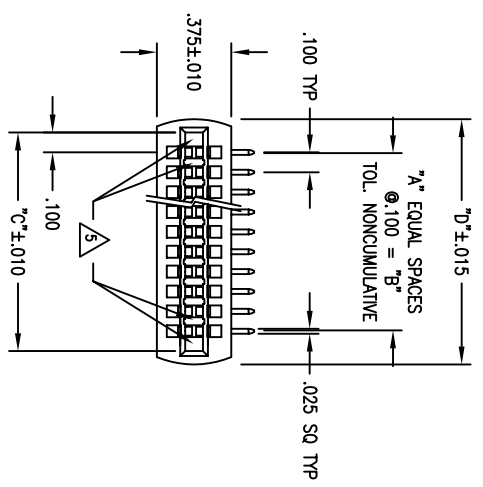
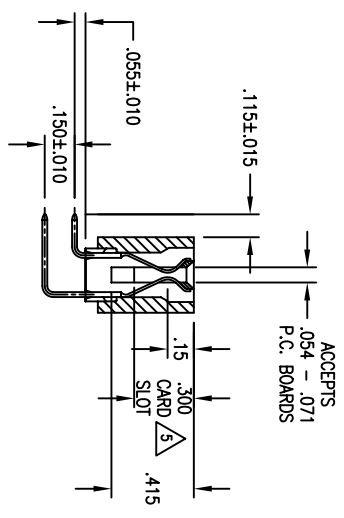
CONTACT RESISTANCE:
 CONTACT TO DAUGHTER CARD- 10 MILLIOHMS.
 DIELECTRIC WITHSTANDING VOLTAGE- 1000 VAC.
 INSULATION RESISTANCE- 5000 MEGOHMS.
 CONTACT CURRENT RATING- 3 AMPS AT 30°C.

3. MECHANICAL CHARACTERISTICS:

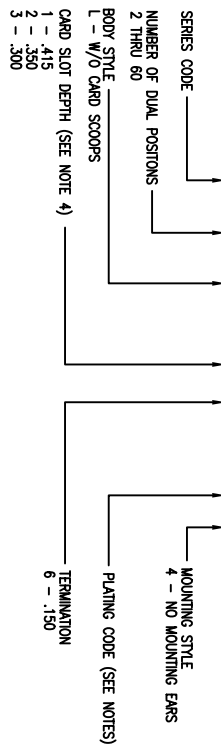
OPERATING TEMPERATURE- -55° TO +125°C.
 DURABILITY- PER BELLCORE TR-NWT-000078.
 HOLE SIZE REQUIREMENTS:
 FINISHED HOLE DIA. .043±.003
 MARKING AS SHOWN, WHITE INK.
 .300 AND .350 CARD SLOT DEPTH IS
 CONTROLLED BY THESE POSITIONS ONLY.

DIMENSIONS

A	NUMBER OF EQUAL SPACES	(TO DETERMINE, SUBTRACT 1 FROM THE NUMBER OF DESIRED DUAL CONTACT POSITIONS)
B	NUMBER OF EQUAL SPACES	X .100
C	NUMBER OF EQUAL SPACES	X .100 + .200
D	NUMBER OF EQUAL SPACES	X .100 + .334



PART NUMBERING



APPROVED	
NAME	DATE
JWM	04-96
Y.L	04-96
WBK	04-96
JWM	04-96

THE INFORMATION, DATA AND/OR SPECIFICATIONS CONTAINED ON THIS DRAWING ARE PROPRIETARY TO A.W. INDUSTRIES AND MAY NOT BE COPIED, REPRODUCED OR DISCLOSED IN ANY MANNER WITHOUT THE WRITTEN PERMISSION OF A.W. INDUSTRIES.

ALL DIMENSIONS ARE IN INCHES.

TOLERANCES:
 DECIMAL .XX ±.015
 .XXX ±.005
 ANGLE ±1/2°

TITLE

CARD EDGE CONNECTOR
 .100 X .150, RIGHT ANGLE, NO EARS

A.W. Industries, Incorporated
 6788 N.W. 17th AVENUE
 Fort Lauderdale, FL 33309

SIZE: **C**
 SCALE: NONE
 AWD FILE NO: 03-0329-0C
 SHEET 1 OF 1

REV	DESCRIPTION	DATE	APPROVED
A	INITIAL RELEASE	04-24-96	JWM
B	REVISED FOR BENDING MACHINE	10-30-96	JWM
C	SEE ESR 2068	11-14-00	JWM