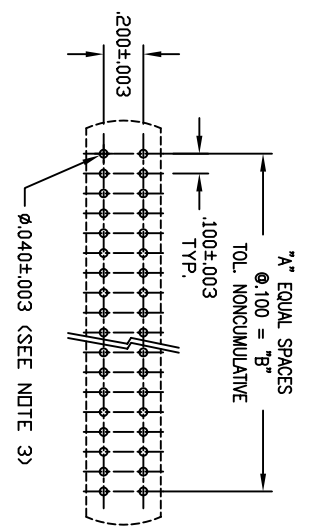
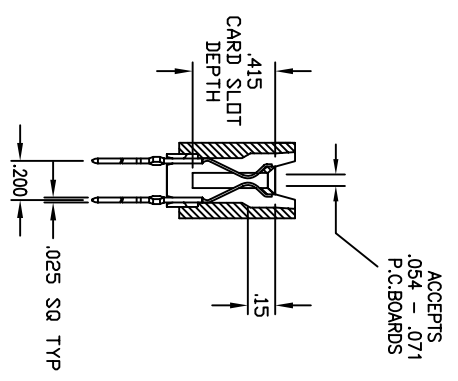


NOTES:

- MATERIALS AND FINISH:**
INSULATOR - GLASS FILLED THERMO-PLASTIC POLYESTER, 94W-0 RAISED, BLACK.
CONTACT MATERIAL - PHOSPHOR BRONZE
CONTACT PLATING - .000030 Au OVER .000050 Ni ON CONTACT POINT, TAIL AND COMPLIANT SECTION .000100 MATE FINISH 60/40 Snpb.
- ELECTRICAL CHARACTERISTICS:**
CONTACT RESISTANCE:
CONTACT TO DAUGHTER CARD - 10 MILLIOHMS.
COMPLIANT SECTION TO P.I.H. - 2 MILLIOHMS.
DIELECTRIC WITHSTANDING VOLTAGE - 1000 VAC.
INSULATION RESISTANCE - 5000 MEGOHMS.
CONTACT CURRENT RATING - 3 AMPS AT 30°C.
- MECHANICAL CHARACTERISTICS:**
OPERATING TEMPERATURE - -55° TO +125°C.
DURABILITY - PER BELLCORE TR-NWT-000078.
P.C. BOARD INSERTION FORCE - 16 OZ PER CONTACT PAIR MAXIMUM WITH .071 THICK TEST GAUGE.
P.C. BOARD WITHDRAWAL FORCE - 1 OZ PER CONTACT PAIR MINIMUM WITH .054 THICK TEST GAUGE.
INSERTION PER CONTACT - COMPLIANT SECTION 40 lbs MAXIMUM PER CONTACT.
WITHDRAWAL FORCE - COMPLIANT SECTION 10 lbs MINIMUM PER CONTACT.
HOLE SIZE REQUIREMENTS:
DRILLED HOLE DIA. .0453±.001,
PLATING: .001 TO .003 COPPER AND .0001 TO .0008 SOLDER.
FINISHED HOLE DIA. .040±.003.
RECOMMENDED ANNUAL RING DIAMETER IS FINISHED HOLE DIAMETER PLUS .020.



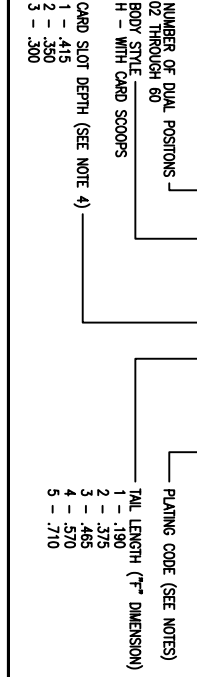
RECOMMENDED PCB LAYOUT



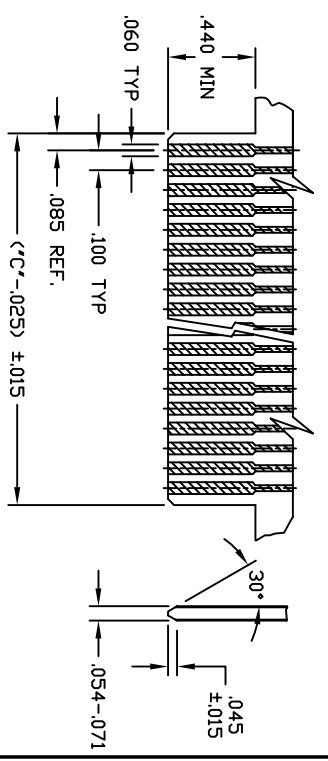
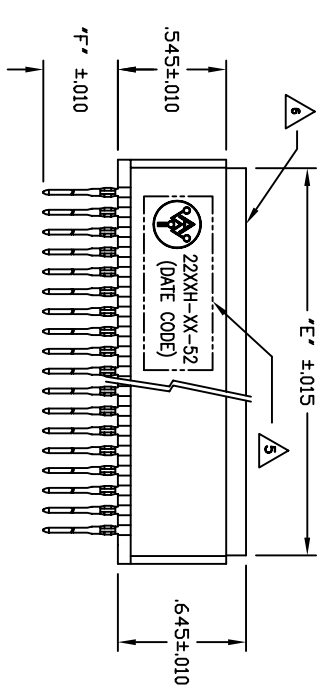
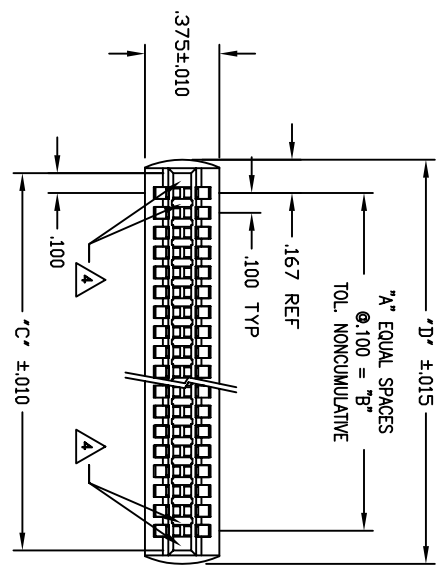
DIMENSIONS

	TO DETERMINE SUBTRACT 1 FROM THE NUMBER OF DESIRED DUAL CONTACT POSITIONS
A	NUMBER OF EQUAL SPACES X .100
B	NUMBER OF EQUAL SPACES X .100 + .200
C	NUMBER OF EQUAL SPACES X .100 + .334
D	NUMBER OF EQUAL SPACES X .100 + .260
E	NUMBER OF EQUAL SPACES X .100 + .260
F	TAIL LENGTH: SEE PART NUMBERING

CUSTOMER DRAWING



REV	DESCRIPTION	DATE	APPROVED
A	INITIAL RELEASE (ESR 1655)	03-23-99	JWM
B	REVISED (ECN 90587)	08-30-00	JWM



RECOMMENDED DAUGHTER BOARD LAYOUT

APPROVED	
NAME	DATE
JWM	03-99
JMP	03-99
DKJ	03-99
JWM	03-99

ALL DIMENSIONS ARE IN INCHES.
TOLERANCES:
DECIMAL .XX ±.015
XXX ±.005
ANGLE ±1/2°

THE INFORMATION, DATA AND/OR SERVICE CONTAINED ON THIS DRAWING ARE PROPRIETARY TO A.W. INDUSTRIES AND MAY NOT BE COPIED, REPRODUCED OR DISCLOSED IN ANY MANNER WITHOUT THE WRITTEN PERMISSION OF A.W. INDUSTRIES.

A.W. Industries, Incorporated
6788 N.W. 17th AVENUE
Fort Lauderdale, FL 33309

COMPLIANT PIN PRESS FIT CARD EDGE CONNECTOR .100 X .200 CENTERS W/CARD SCOOP

SIZE: NONE
SCALE: NONE
DWG. NO.: 22XXH-XX-52
SHEET 1 OF 1