

Rev	Description	Date	By
B	CORRECTED SOLDER DESCRIPTION	04/20/06	JSC

**PART NUMBER DESCRIPTION**  
 SVC 2 405 123 - 0

**SERIES DESIGNATOR**  
 SVC - SHROUDED VERT HDR  
 .100 SPACING

**DESIGN VARIATION**  
 0 - STANDARD

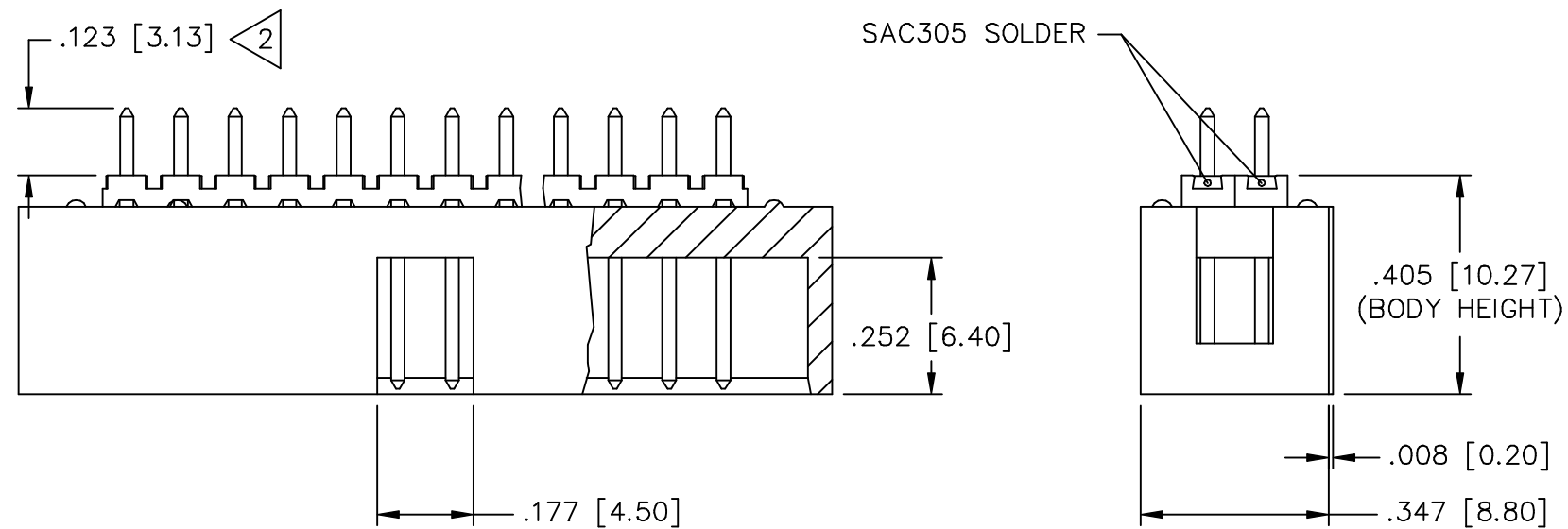
**SOLDER TAIL LENGTH**  
 .123 [3.13] (AS SHOWN)

**SOLDER TYPE (SAC305)**  
 N - NO-CLEAN FLUX  
 M - SOLID CORE

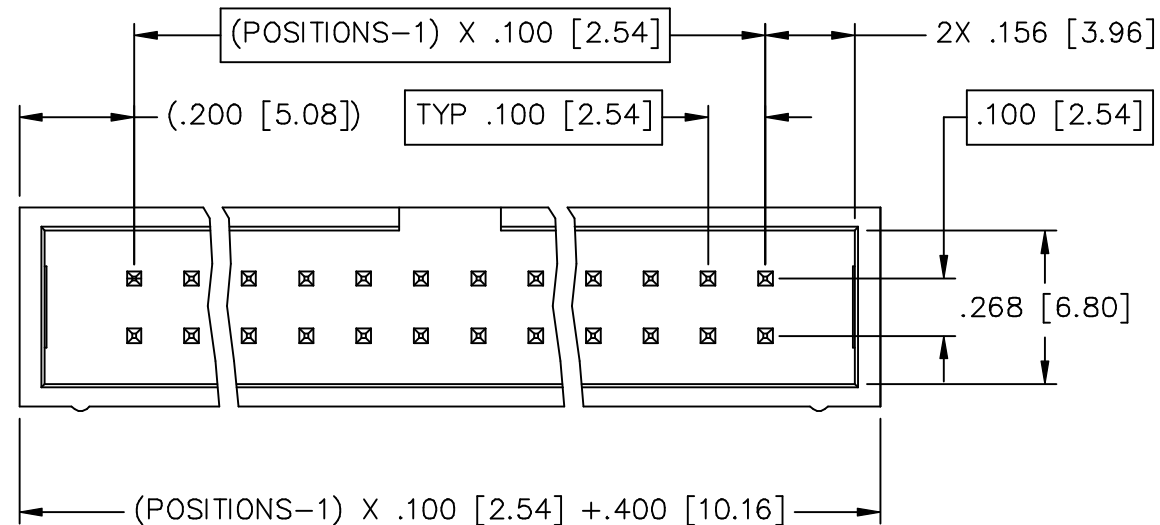
**BODY HEIGHT**  
 .405 [10.27] (AS SHOWN)

**NUMBER OF ROWS**  
 2 - 2 ROW

**POSITIONS PER ROW**  
 05, 08, 10, 12, 13,  
 17, 20, 25, 30, 32



CONTACT FINISH DESIGNATION <span style="float:right">2 4</span>		
DESIGNATION	MATING ZONE	SOLDER TAIL
B	GOLD - 10 MICROINCHES	PURE TIN - 100 MICROINCHES
S	GOLD - FLASH	GOLD - FLASH



**NOTES: UNLESS OTHERWISE SPECIFIED**

- 1 INTERPRET THIS DRAWING IN ACCORDANCE WITH ASME Y14.5M - 1994
- 2 FOR OTHER SIZES, FINISHES, SOLDER TAIL LENGTHS OR ADDITIONAL DATA CONSULT TEKA CUSTOMER SERVICE
- 3 CONNECTOR SOLDER VOLUME BASED ON APPLICATION TO A .062±.007 [1.58±0.18] THICK PRINTED CIRCUIT BOARD
- 4 ALL PURE TIN FINISHES ARE LOW STRESS / WHISKER MITIGATING.

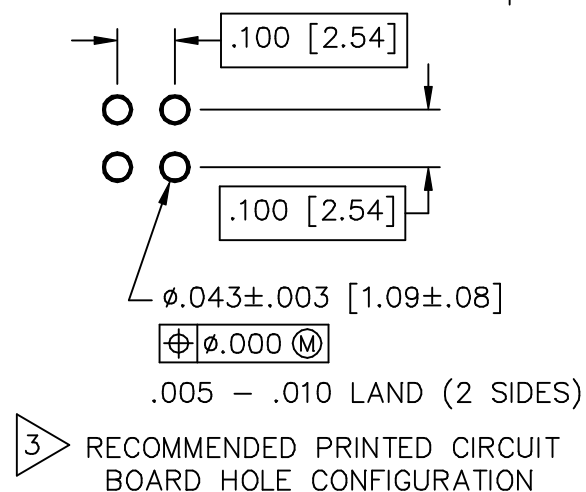
**MATERIALS:**


**HOUSING:** HIGH TEMPERATURE THERMOPLASTIC, UL RATED 94-V0

**CONTACT:** COPPER ALLOY

**SOLDER:** SEE PART NUMBER DESCRIPTION

**CONTACT FINISH:** (SEE PART NUMBER DESCRIPTION)



Unless otherwise specified: All dimensions are: Inches [mm]	Drawn by: J CACHINA	Date: 03/16/06	 AN INTERPLEX INDUSTRIES CO. 100 PIONEER AVE WARWICK, R.I. 02888 TEL: (401) 785-4110 FAX: (401) 781-5730 E-MAIL: sales@tekais.com
	Checked by: JSC Date: 03/16/06		
-Tolerances- No of places IN [mm] one ±.1 ±2,54 two ±.02 ±0,5 three ±.010 ±0,25  Angular ±2°	Title: SB SHRD VERT HDR - .100 [2.54] PITCH (ROHS COMPLIANT)		Part No: SVC2___405_123-0
	Ref No: S20608	Scale: 3:1	Sheet 1 of 1