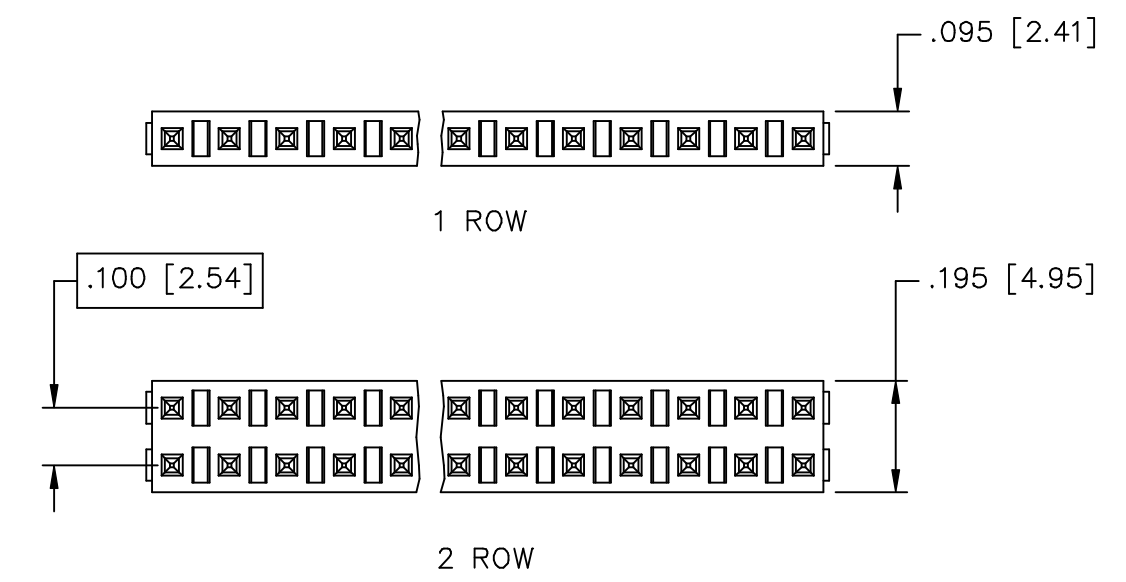
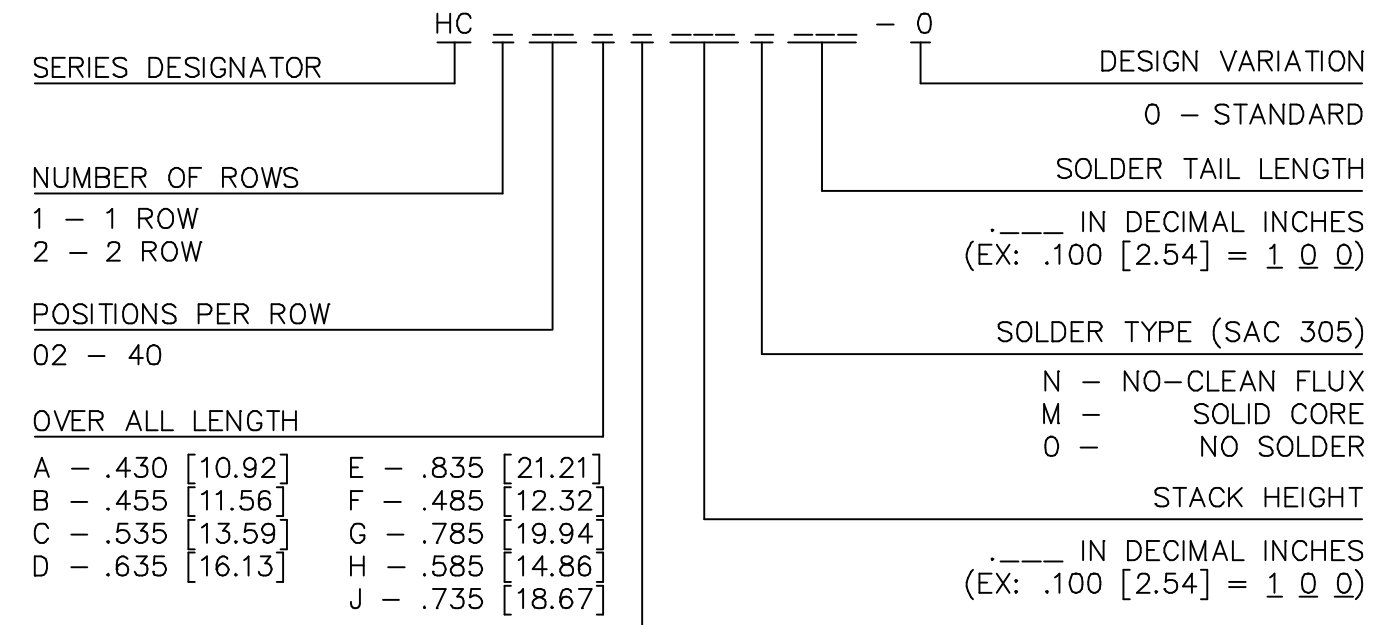


Rev	Description	Date	By
C	ADDED J OAL	04/15/08	JSC

PART NUMBER DESCRIPTION



CONTACT FINISH DESIGNATION		
DESIGNATION	MATING ZONE	SOLDER TAIL
S	GOLD - FLASH	GOLD - FLASH
Z	GOLD - 10 MICRONS	GOLD - 10 MICRONS
C	GOLD - FLASH	PURE TIN - 100 MICRONS
B	GOLD - 10 MICRONS	PURE TIN - 100 MICRONS
H	GOLD - 30 MICRONS MIN	PURE TIN - 100 MICRONS
O	PURE TIN - 100 MICRONS	PURE TIN - 100 MICRONS

- NOTES: UNLESS OTHERWISE SPECIFIED
- INTERPRET THIS DRAWING IN ACCORDANCE WITH ASME Y14.5M - 1994
 - FOR OTHER SIZES, FINISHES OR ADDITIONAL DATA CONSULT TEKA CUSTOMER SERVICE DEPARTMENT
 - CONNECTOR SOLDER VOLUME BASED ON APPLICATION TO A .062±.007 [1.58±0.18] THICK PRINTED CIRCUIT BOARD
 - INDICATED DIMENSION APPLICABLE TO SELECTIVE CONTACT FINISHES ONLY
 - ALL TIN FINISHES ARE LOW STRESS / WHISKER MITIGATING

MATERIALS:

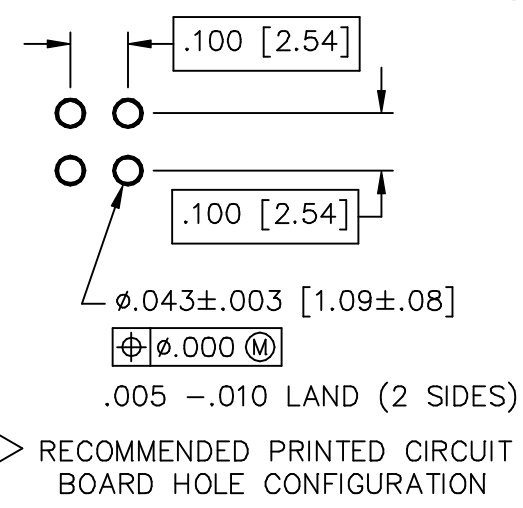
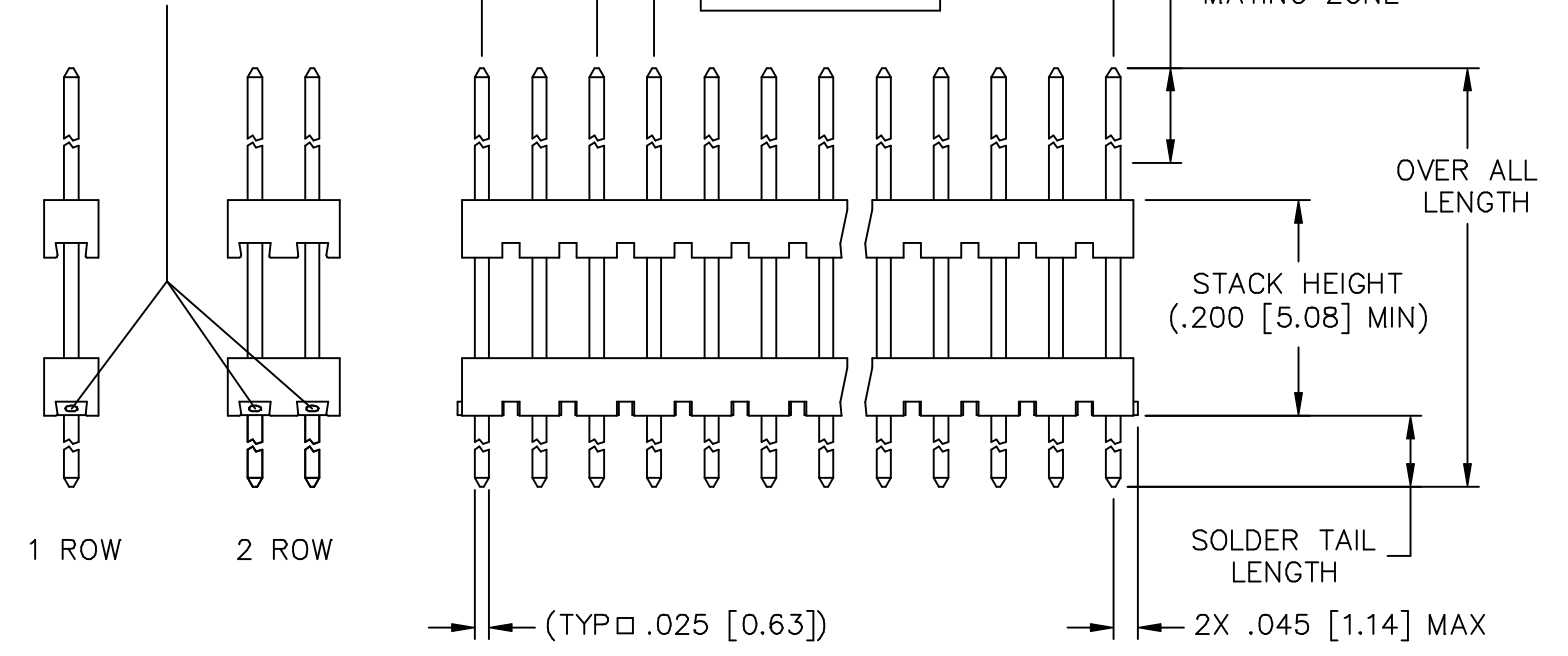
HOUSING: HIGH TEMPERATURE THERMOPLASTIC, UL RATED 94-V0


CONTACT: COPPER ALLOY

SOLDER: SEE PART NUMBER DESCRIPTION

CONTACT FINISH: (SEE PART NUMBER DESCRIPTION)

SAC 305 SOLDER (NO-CLEAN FLUX AS APPLICABLE)



Unless otherwise specified: All dimensions are: Inches [mm]	Drawn by: J CACHINA	Date: 09/29/05	 AN INTERPLEX INDUSTRIES CO. 100 PIONEER AVE WARWICK, R.I. 02888 TEL: (401) 785-4110 FAX: (401) 781-5730 E-MAIL: sales@tekais.com
	Checked by: JSC	Date: 09/29/05	
-Tolerances- No of places IN [mm] one ±.1 ±2,54 two ±.02 ±0,5 three ±.010 ±0,25 Angular ±2°	Title: SB STACKED HEADER - .100 [2.54] PITCH (ROHS COMPLIANT)		Part No: HC-----0
	Ref No: S20565	Scale: 3:1	Sheet 1 of 1