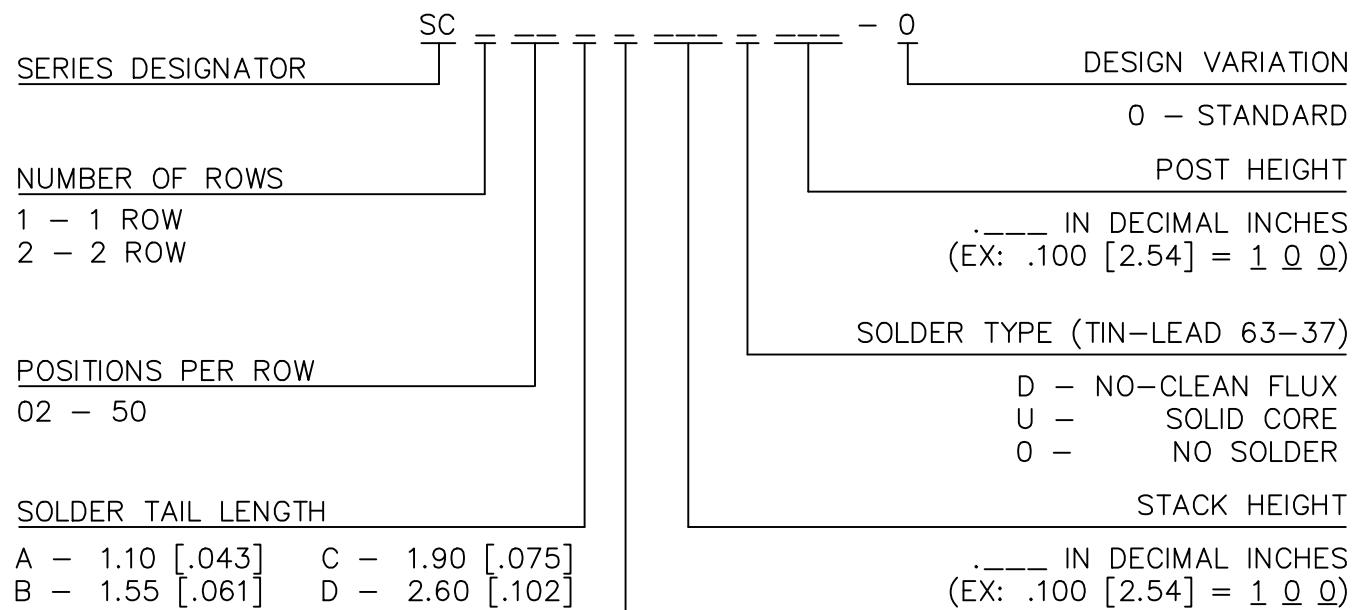


Rev	Description	Date	By
A	INITIAL RELEASE	01/14/03	JSC

PART NUMBER DESCRIPTION



CONTACT FINISH DESIGNATION ◀4		
DESIGNATION	MATING ZONE	SOLDER TAIL
S	GOLD - FLASH	GOLD - FLASH
2	GOLD - 10 MICROINCHES	GOLD - 10 MICROINCHES
T	GOLD - FLASH	TIN-LEAD - 100 MICROINCHES
P	GOLD - 10 MICROINCHES	TIN-LEAD - 100 MICROINCHES
4	GOLD - 30 MICROINCHES MIN	TIN-LEAD - 100 MICROINCHES
K	TIN-LEAD - 100 MICROINCHES	TIN-LEAD - 100 MICROINCHES

NOTES: UNLESS OTHERWISE SPECIFIED

- 1 INTERPRET THIS DRAWING IN ACCORDANCE WITH ASME Y14.5M - 1994
- 2 FOR OTHER SIZES, FINISHES OR ADDITIONAL DATA CONSULT TEKA CUSTOMER SERVICE DEPARTMENT
- ◀3 CONNECTOR SOLDER VOLUME BASED ON APPLICATION TO A .062±.007 [1.58±.018] THICK PRINTED CIRCUIT BOARD
- ◀4 INDICATED DIMENSION APPLICABLE TO SELECTIVE CONTACT FINISHES ONLY

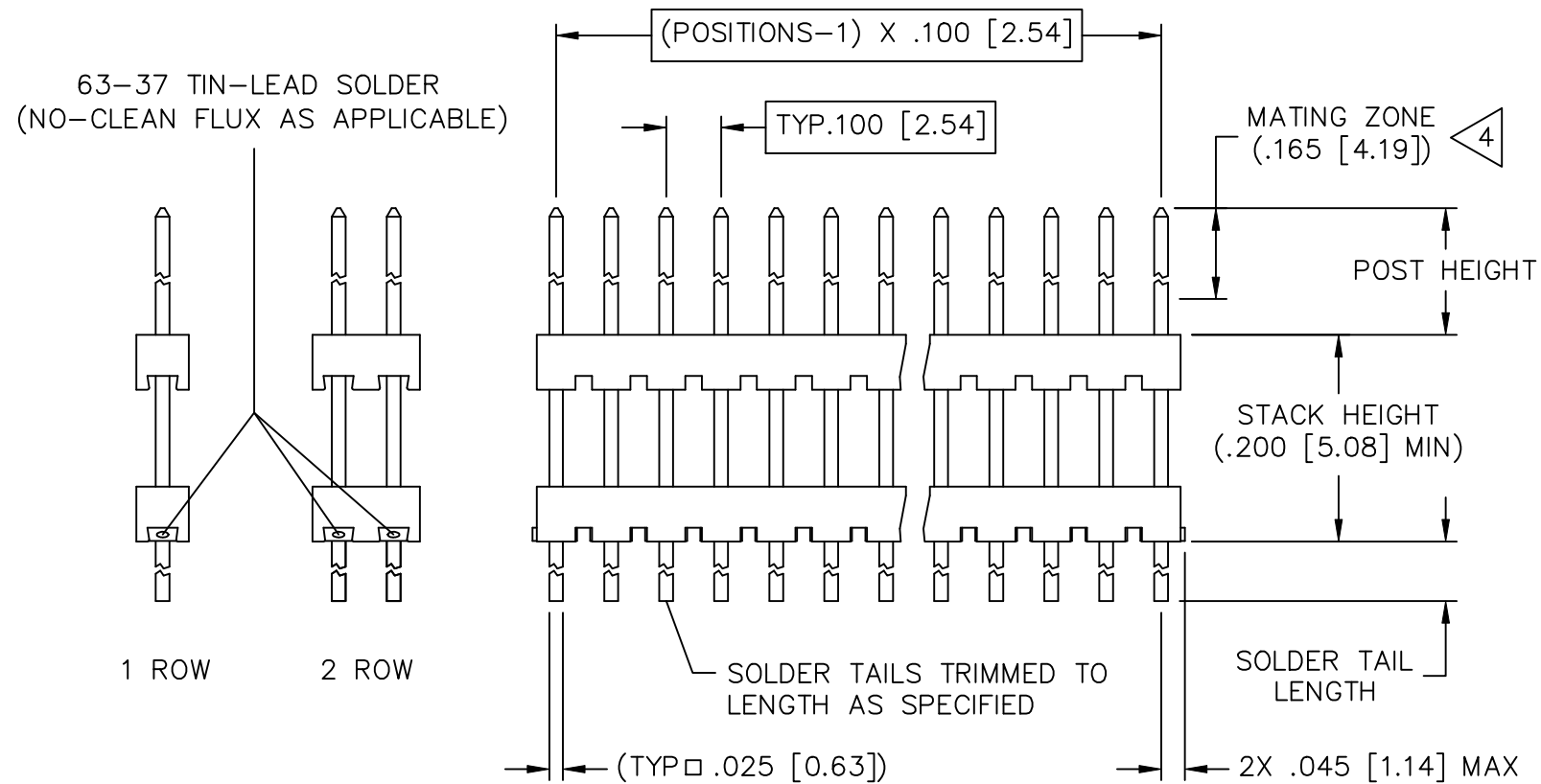
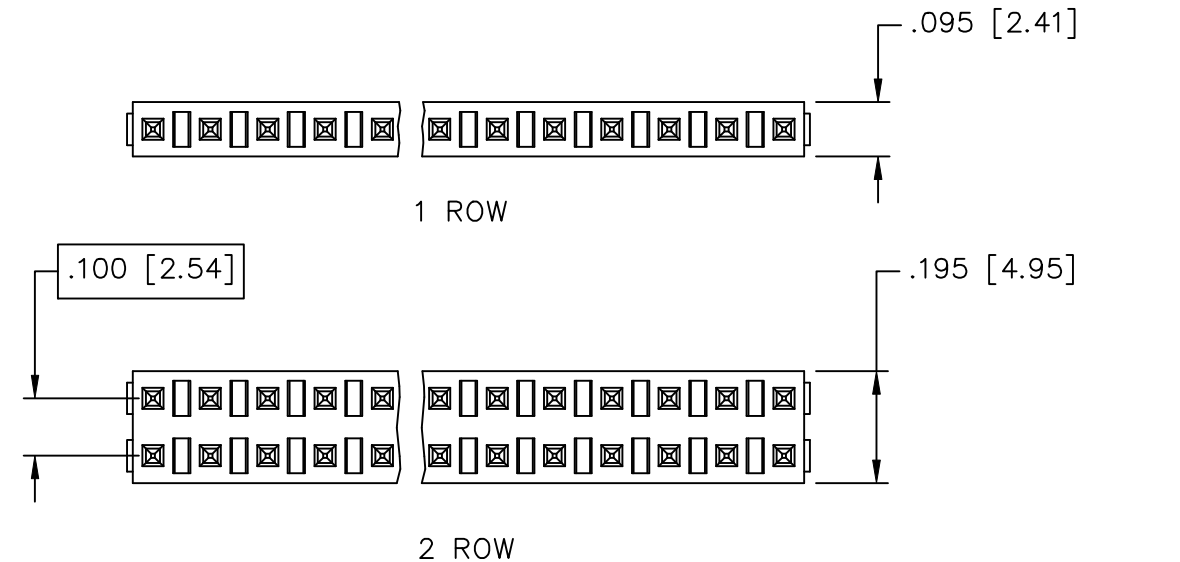
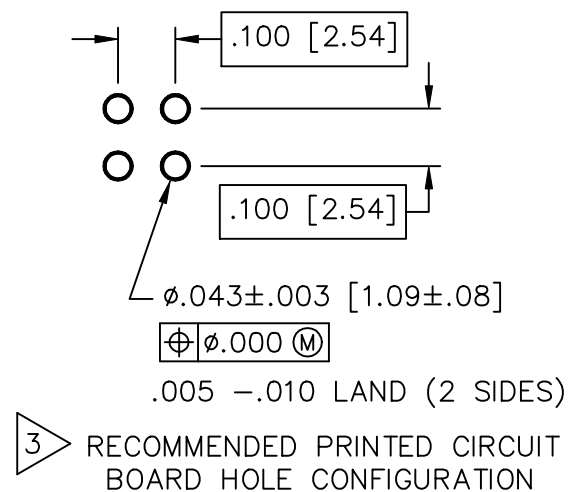
MATERIALS:

HOUSING: HIGH TEMPERATURE THERMOPLASTIC, UL RATED 94-V0

CONTACT: COPPER ALLOY

SOLDER: SEE PART NUMBER DESCRIPTION

CONTACT FINISH: (SEE PART NUMBER DESCRIPTION)



Unless otherwise specified: All dimensions are: Inches [mm]	Drawn by: J CACHINA	Date: 01/14/03	 AN INTERPLEX INDUSTRIES CO. 100 PIONEER AVE WARWICK, R.I. 02888 TEL:(401) 785-4110 FAX:(401) 781-5730 E-MAIL: sales@tekais.com
	Checked by: JSC Date: 01/14/03		
-Tolerances-	Title: SB STACKED HEADER - .100 [2.54] PITCH		Part No: SC-----0
No of places IN [mm]	Ref No: S20301		Scale: 3:1 Sheet 1 of 1
one ±.1 ±2,54			
two ±.02 ±0,5			
three ±.010 ±0,25			
Angular ±2°			