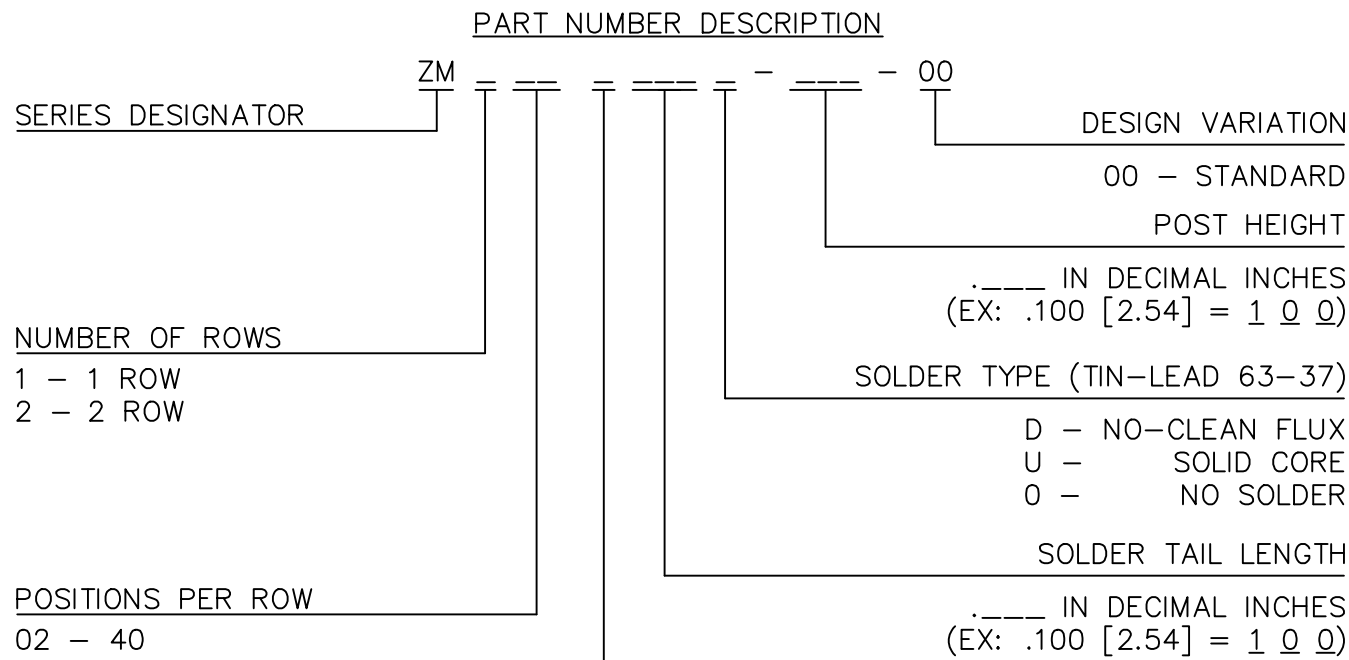


Rev	Description	Date	By
A	INITIAL RELEASE	11/08/02	JSC



CONTACT FINISH DESIGNATION		
DESIGNATION	MATING ZONE	SOLDER TAIL
S	GOLD - FLASH	GOLD - FLASH
2	GOLD - 10 MICRONS	GOLD - 10 MICRONS
T	GOLD - FLASH	TIN-LEAD - 100 MICRONS
P	GOLD - 10 MICRONS	TIN-LEAD - 100 MICRONS
4	GOLD - 30 MICRONS MIN	TIN-LEAD - 100 MICRONS
K	TIN-LEAD - 100 MICRONS	TIN-LEAD - 100 MICRONS

**NOTES: UNLESS OTHERWISE SPECIFIED**

- INTERPRET THIS DRAWING IN ACCORDANCE WITH ASME Y14.5M - 1994
- FOR OTHER SIZES, FINISHES, SOLDER VOLUMES OR ADDITIONAL DATA CONSULT TEKA CUSTOMER SERVICE DEPARTMENT
- CONNECTOR SOLDER VOLUME BASED ON APPLICATION TO A .062±.007 [1.58±0.18] THICK PRINTED CIRCUIT BOARD
- CONTACT MATING ZONE LENGTH (GOLD AREA) FOR SELECTIVE FINISHES IS 3.00 [.118]

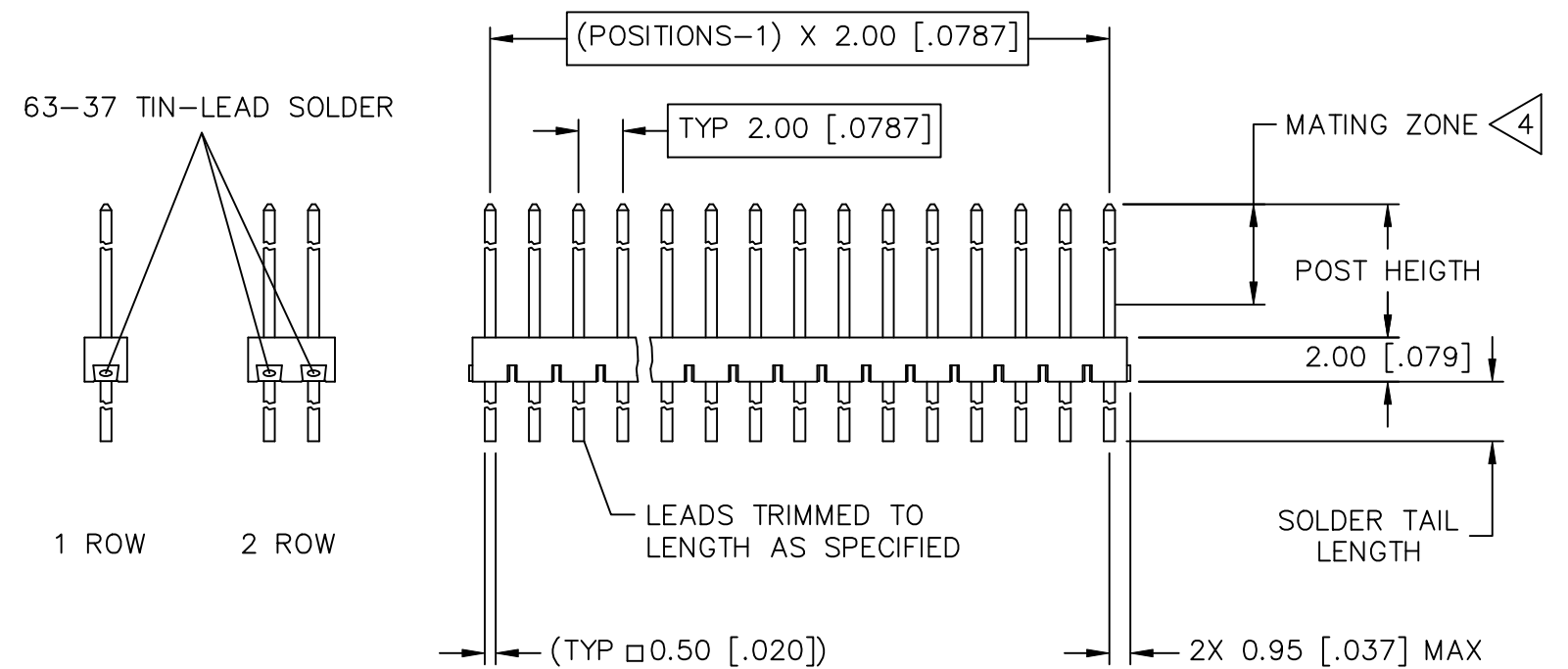
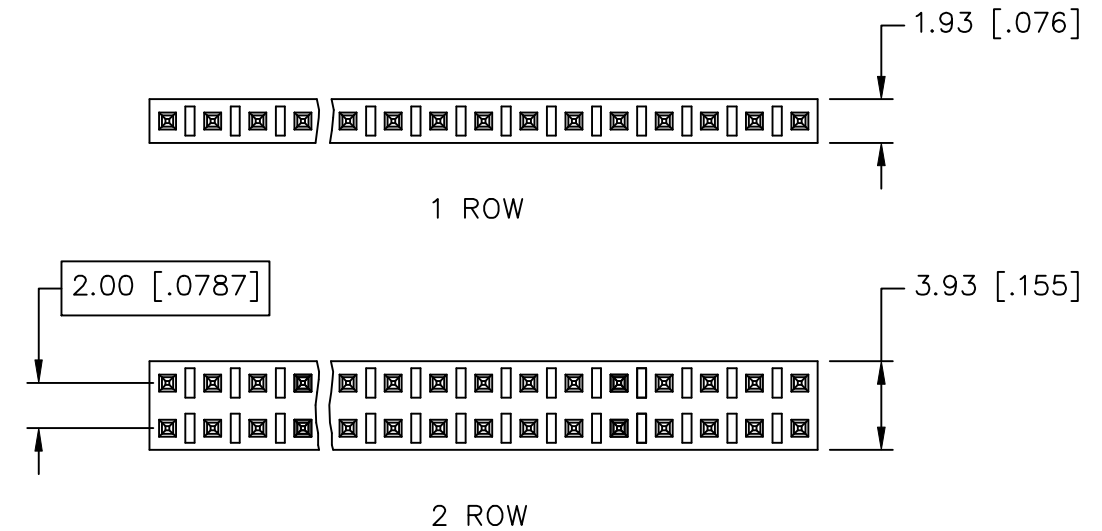
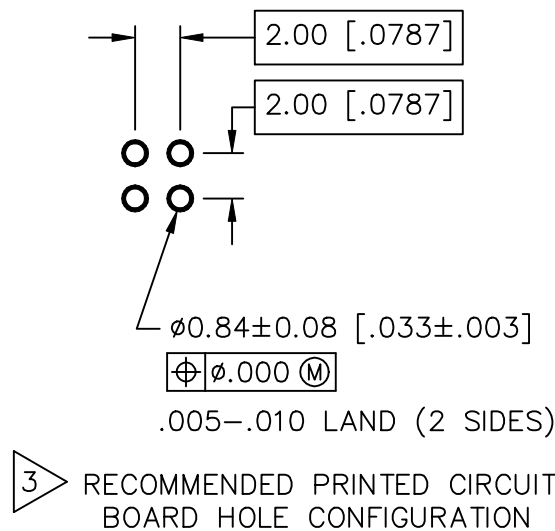
**MATERIALS:**

HOUSING: HIGH TEMPERATURE THERMOPLASTIC, UL RATED 94-V0

CONTACT: COPPER ALLOY

SOLDER: SEE PART NUMBER DESCRIPTION

CONTACT FINISH: (SEE PART NUMBER DESCRIPTION)



Unless otherwise specified: All dimensions are: mm [Inches]	Drawn by: J CACHINA	Date: 11/06/02	 AN INTERPLEX INDUSTRIES CO. 100 PIONEER AVE WARWICK, R.I. 02888 TEL: (401) 785-4110 FAX: (401) 781-5730 E-MAIL: sales@teka.com
	Checked by: JSC	Date: 11/08/02	
-Tolerances- No of places mm [IN] one ±0,5 ±.020 two ±0,25 ±.010 three ±0,13 ±.005 Angular ±2°	Title: SOLDER BEARING HDR (MOD) - 2.00 MM PITCH Ref No: S20261		Part No: ZM-----00 Scale: 3:1 Sheet 1 of 1