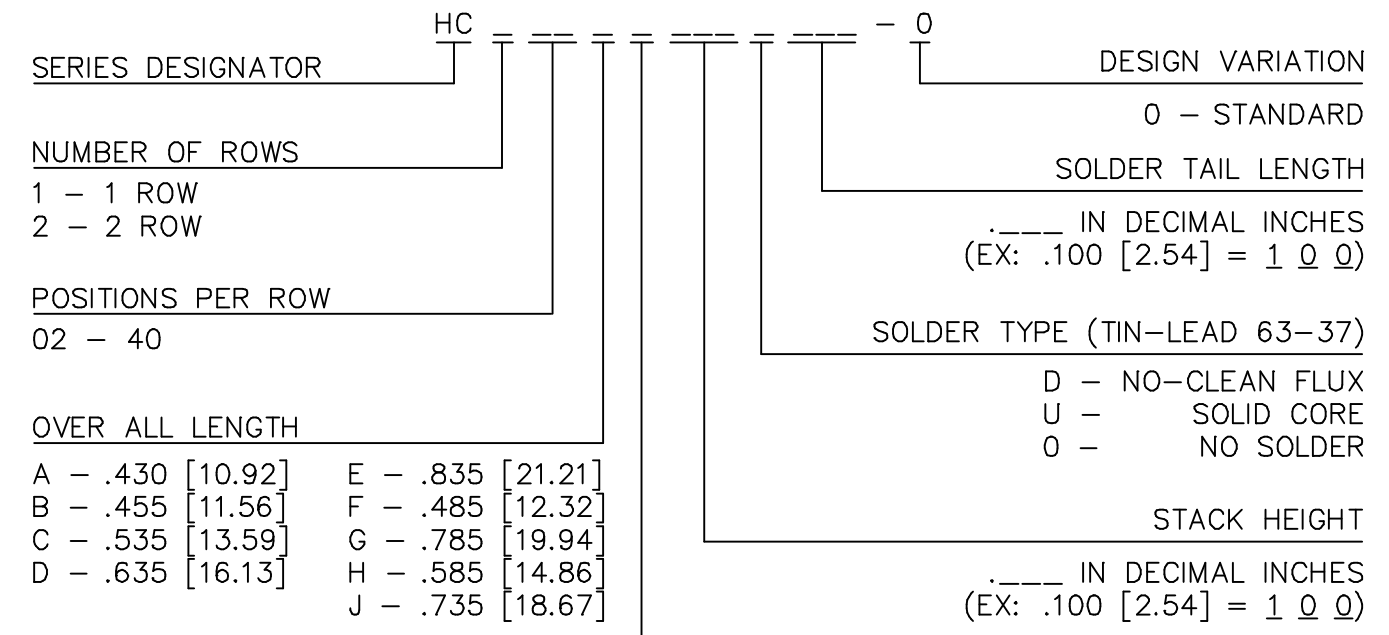


Rev	Description	Date	By
E	ADDED CONTACT AQL J	04/15/08	JSC

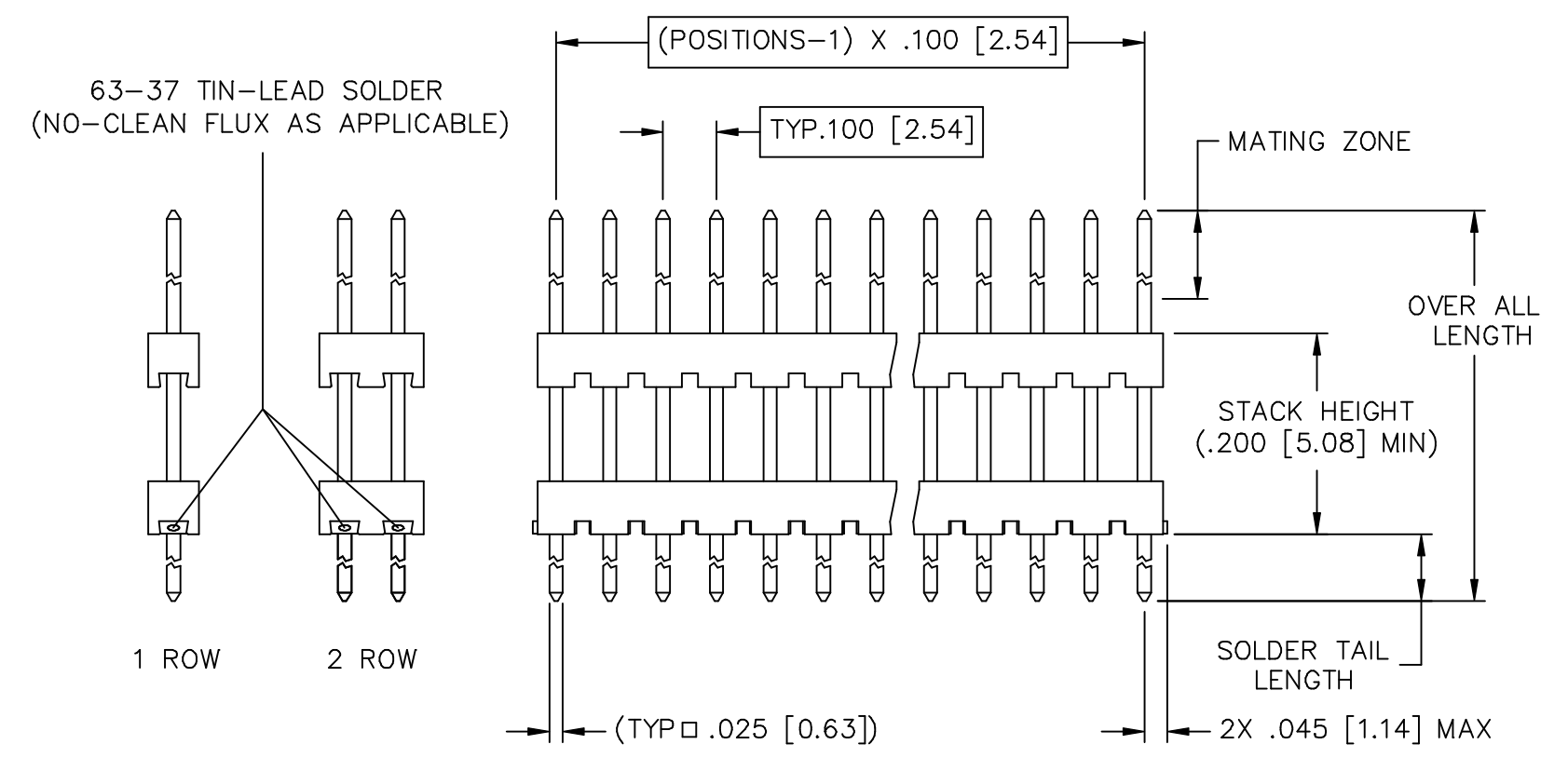
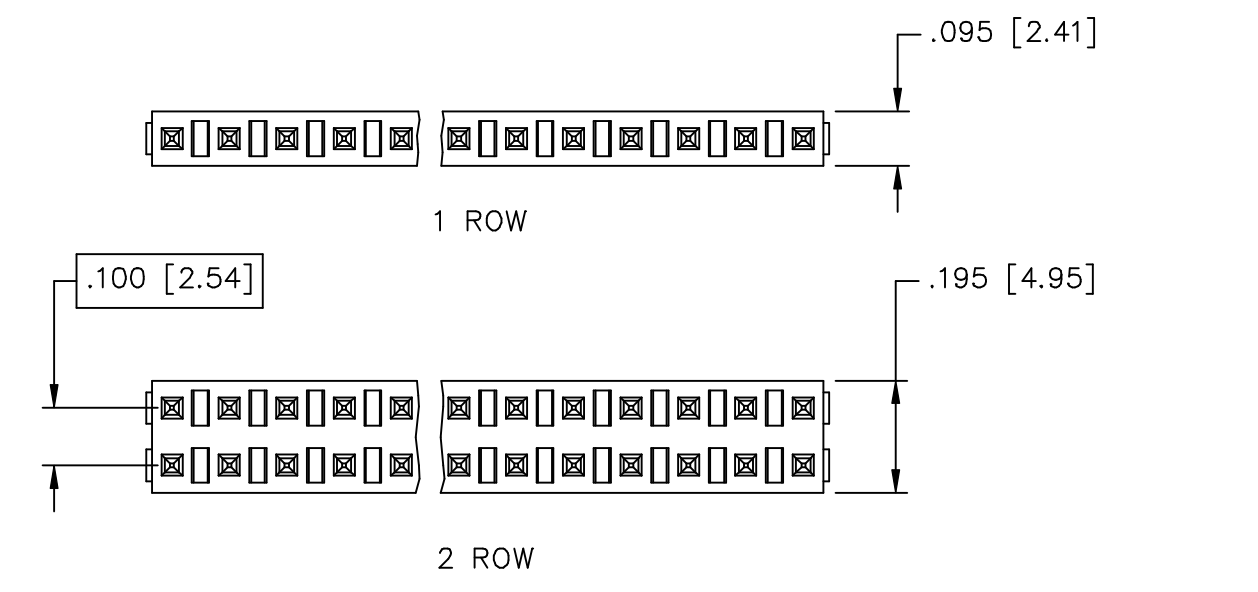
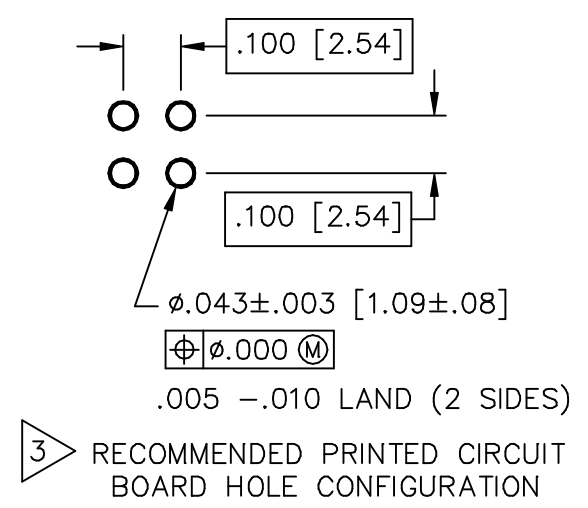
PART NUMBER DESCRIPTION



CONTACT FINISH DESIGNATION ◀4		
DESIGNATION	MATING ZONE	SOLDER TAIL
S	GOLD - FLASH	GOLD - FLASH
2	GOLD - 10 MICROINCHES	GOLD - 10 MICROINCHES
T	GOLD - FLASH	TIN-LEAD - 100 MICROINCHES
P	GOLD - 10 MICROINCHES	TIN-LEAD - 100 MICROINCHES
4	GOLD - 30 MICROINCHES MIN	TIN-LEAD - 100 MICROINCHES
K	TIN-LEAD - 100 MICROINCHES	TIN-LEAD - 100 MICROINCHES

- NOTES: UNLESS OTHERWISE SPECIFIED
- INTERPRET THIS DRAWING IN ACCORDANCE WITH ASME Y14.5M - 1994
 - FOR OTHER SIZES, FINISHES OR ADDITIONAL DATA CONSULT TEKA CUSTOMER SERVICE DEPARTMENT
 - CONNECTOR SOLDER VOLUME BASED ON APPLICATION TO A .062±.007 [1.58±.018] THICK PRINTED CIRCUIT BOARD
 - INDICATED DIMENSION APPLICABLE TO SELECTIVE CONTACT FINISHES ONLY

MATERIALS:
HOUSING: HIGH TEMPERATURE THERMOPLASTIC, UL RATED 94-V0
CONTACT: COPPER ALLOY
SOLDER: SEE PART NUMBER DESCRIPTION
CONTACT FINISH: (SEE PART NUMBER DESCRIPTION)



Unless otherwise specified: All dimensions are: Inches [mm]	Drawn by: J CACHINA	Date: 07/01/02	 AN INTERPLEX INDUSTRIES CO. 100 PIONEER AVE WARWICK, R.I. 02888 TEL: (401) 785-4110 FAX: (401) 781-5730 E-MAIL: sales@tekais.com HTTP://WWW.TEKAIS.COM
	Checked by: JSC Date: 07/02/02		
-Tolerances- No of places IN [mm] one ±.1 ±2,54 two ±.02 ±0,5 three ±.010 ±0,25 Angular ±2°	Title: SB STACKED HEADER - .100 [2.54] PITCH		Part No: HC-----0
	Ref No: S20240	Scale: 3:1	Sheet 1 of 1