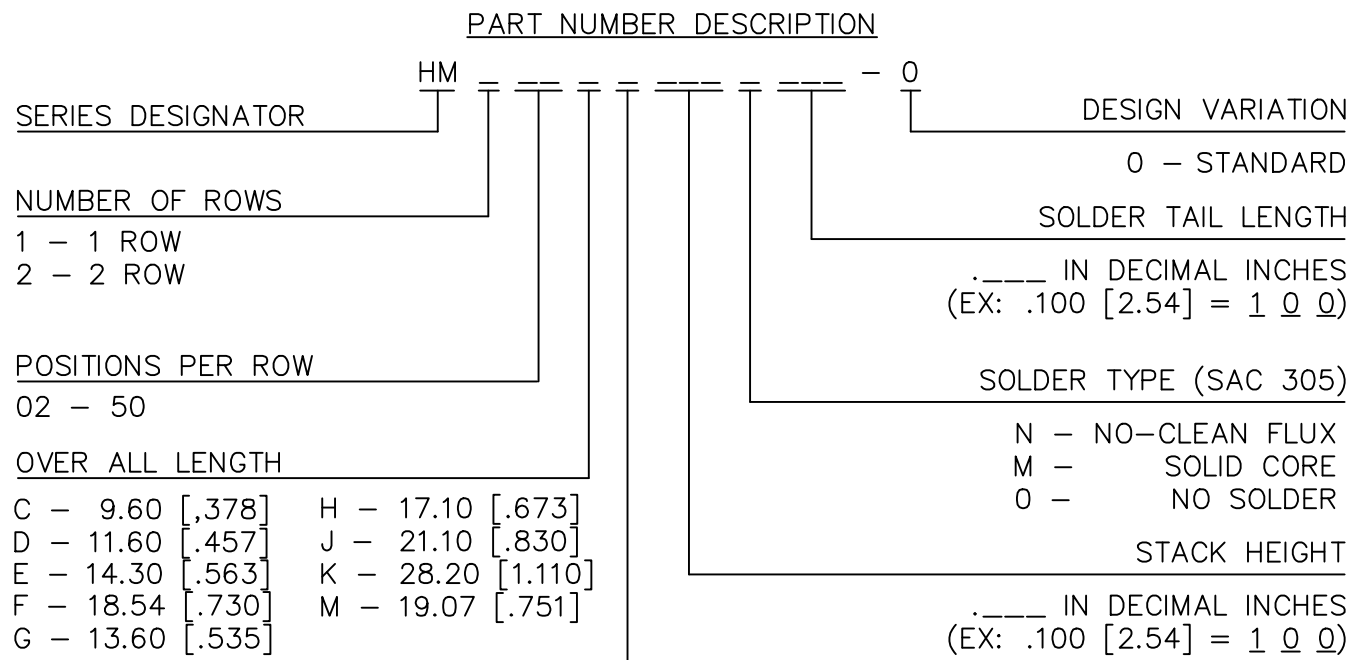


Rev	Description	Date	By
A	INITIAL RELEASE	09/15/05	JSC



CONTACT FINISH DESIGNATION 4 5		
DESIGNATION	MATING ZONE	SOLDER TAIL
S	GOLD - FLASH	GOLD - FLASH
2	GOLD - 10 MICRONS	GOLD - 10 MICRONS
8	GOLD - 30 MICRONS	GOLD - FLASH
C	GOLD - FLASH	PURE TIN - 100 MICRONS
B	GOLD - 10 MICRONS	PURE TIN - 100 MICRONS
H	GOLD - 30 MICRONS MIN	PURE TIN - 100 MICRONS
O	PURE TIN - 100 MICRONS	PURE TIN - 100 MICRONS

- NOTES: UNLESS OTHERWISE SPECIFIED
- INTERPRET THIS DRAWING IN ACCORDANCE WITH ASME Y14.5M - 1994
 - FOR OTHER SIZES, FINISHES, SOLDER VOLUMES OR ADDITIONAL DATA CONSULT TEKA CUSTOMER SERVICE DEPARTMENT
 - CONNECTOR SOLDER VOLUME BASED ON APPLICATION TO A 1.58±0.18 [.062±.007] THICK PRINTED CIRCUIT BOARD
 - INDICATED DIMENSION APPLICABLE TO SELECTIVE CONTACT FINISHES ONLY
 - ALL TIN FINISHES ARE LOW STRESS / WHISKER MITIGATING

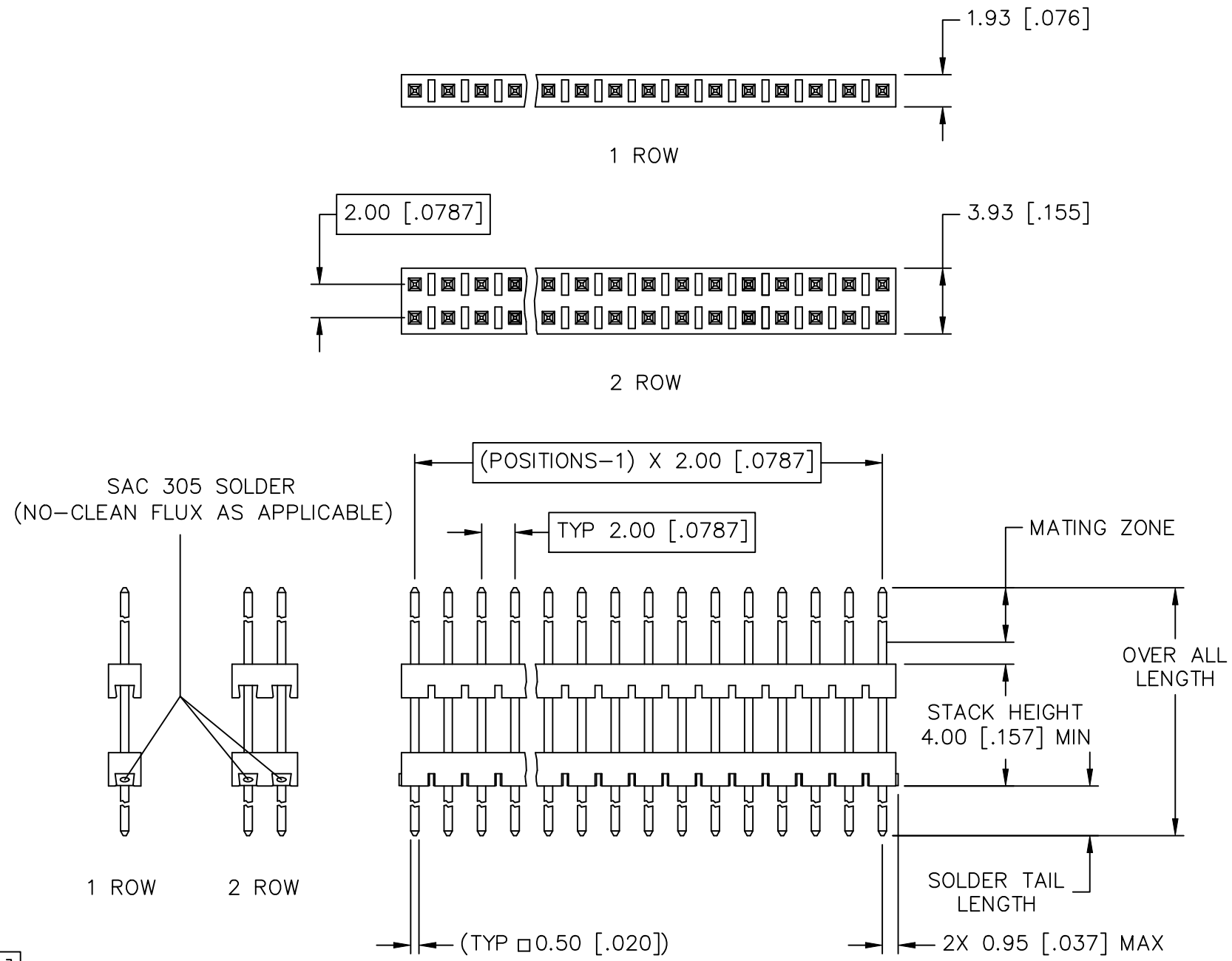
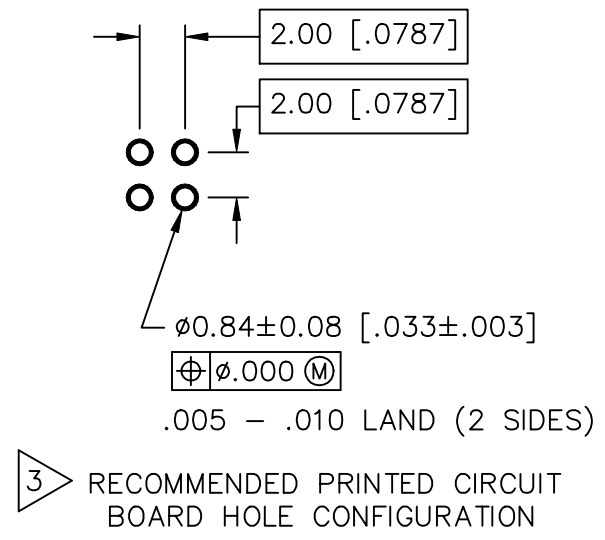
MATERIALS:


HOUSING: HIGH TEMPERATURE THERMOPLASTIC, UL RATED 94-VO

CONTACT: COPPER ALLOY

SOLDER: (SEE PART NUMBER DESCRIPTION)

CONTACT FINISH: (SEE PART NUMBER DESCRIPTION)



Unless otherwise specified: All dimensions are: mm [Inches]	Drawn by: J CACHINA	Date: 09/15/05	 AN INTERPLEX INDUSTRIES CO. 100 PIONEER AVE WARWICK, R.I. 02888 TEL: (401) 785-4110 FAX: (401) 781-5730 E-MAIL: sales@tekais.com
	Checked by: JSC Date: 09/15/05		
-Tolerances- No of places mm [IN] one ±0,5 ±.020 two ±0,25 ±.010 three ±0,13 ±.005 Angular ±2°	Title: SB STACKED HEADER - 2.00 MM PITCH (ROHS COMPLIANT)		Part No: HM-----0
	Ref No: S20552	Scale: 3:1	Sheet 1 of 1