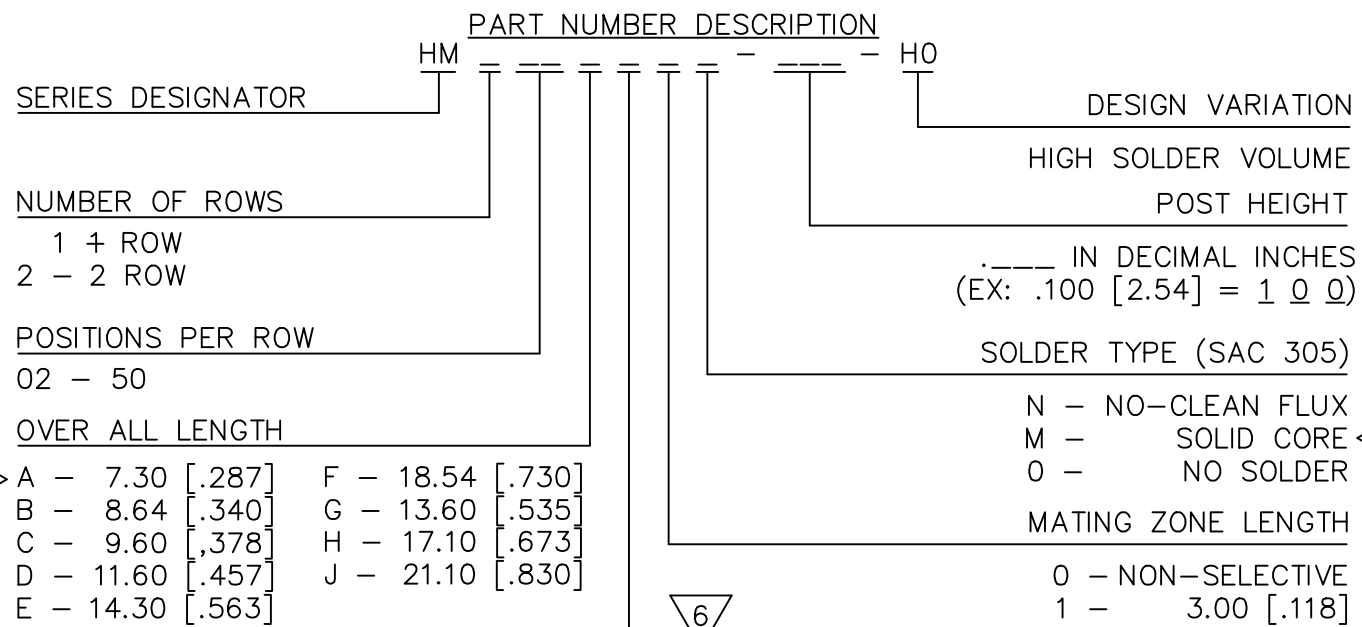


Rev	Description	Date	By
A	INITIAL RELEASE	09/15/05	JSC



4

A	7.30	[.287]	F	18.54	[.730]
B	8.64	[.340]	G	13.60	[.535]
C	9.60	[.378]	H	17.10	[.673]
D	11.60	[.457]	J	21.10	[.830]
E	14.30	[.563]			

6

CONTACT FINISH DESIGNATION		
DESIGNATION	MATING ZONE	SOLDER TAIL
S	GOLD - FLASH	GOLD - FLASH
2	GOLD - 10 MICROINCHES	GOLD - 10 MICROINCHES
C	GOLD - FLASH	PURE TIN - 100 MICROINCHES
B	GOLD - 10 MICROINCHES	PURE TIN - 100 MICROINCHES
H	GOLD - 30 MICROINCHES MIN	PURE TIN - 100 MICROINCHES
0	PURE TIN - 100 MICROINCHES	PURE TIN - 100 MICROINCHES

NOTES: UNLESS OTHERWISE SPECIFIED

- INTERPRET THIS DRAWING IN ACCORDANCE WITH ASME Y14.5M - 1994
- FOR OTHER SIZES, FINISHES, SOLDER VOLUMES OR ADDITIONAL DATA CONSULT TEKA CUSTOMER SERVICE DEPARTMENT
- CONNECTOR SOLDER VOLUME BASED ON APPLICATION TO A 2.12-3.49 [.083-.137] THICK PRINTED CIRCUIT BOARD
- INDICATED LENGTHS AVAILABLE WITH NON-SELECTIVE FINISH ONLY
- SOLID CORE VARIATIONS MADE WITH THESE FINISHES CONTAIN NO-CLEAN FLUX IN THE UPPER WAFER TO ASSIST SOLDER PASS THROUGH
- ALL TIN FINISHES ARE LOW STRESS / WHISKER MITIGATING

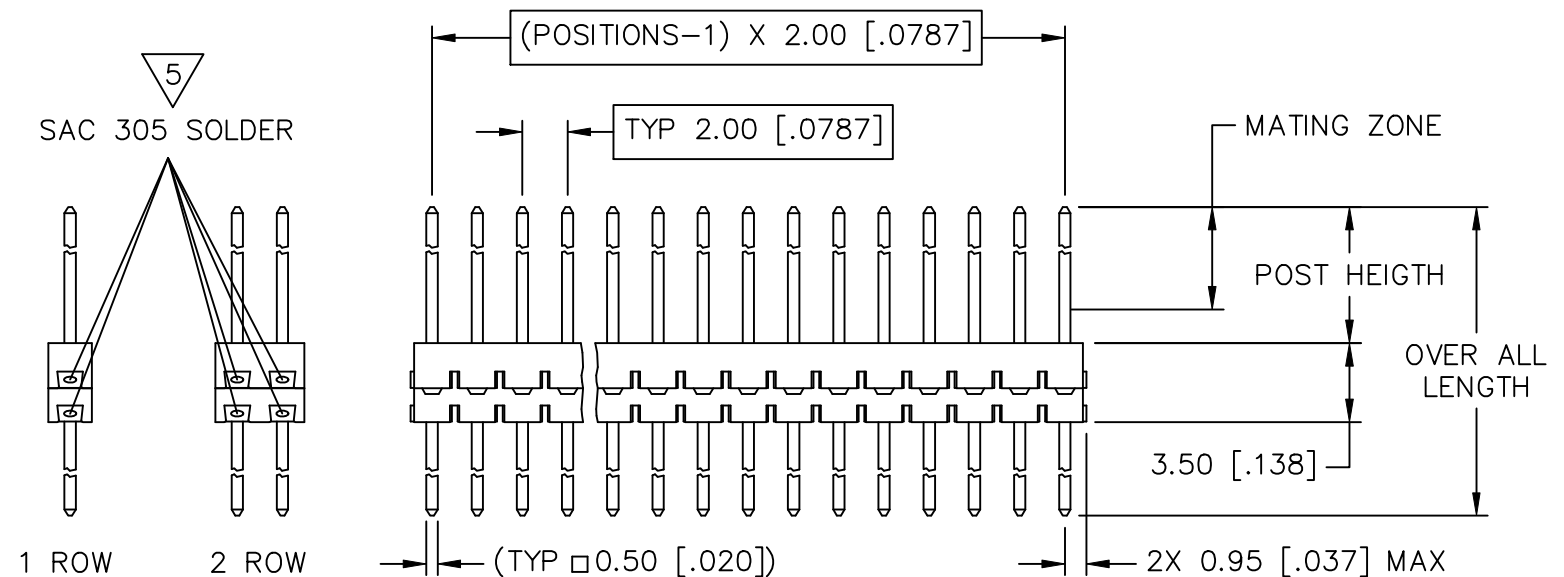
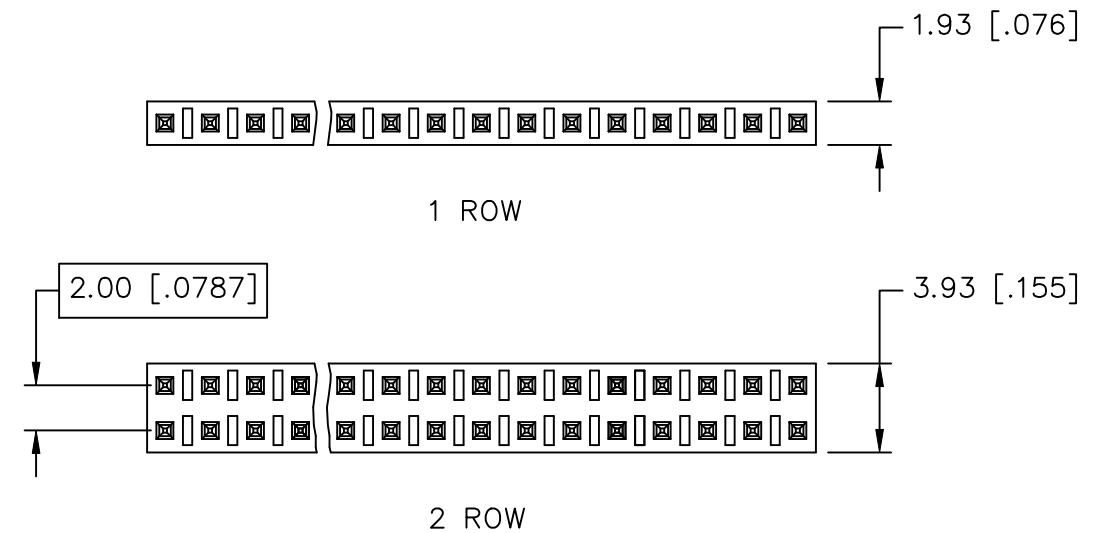
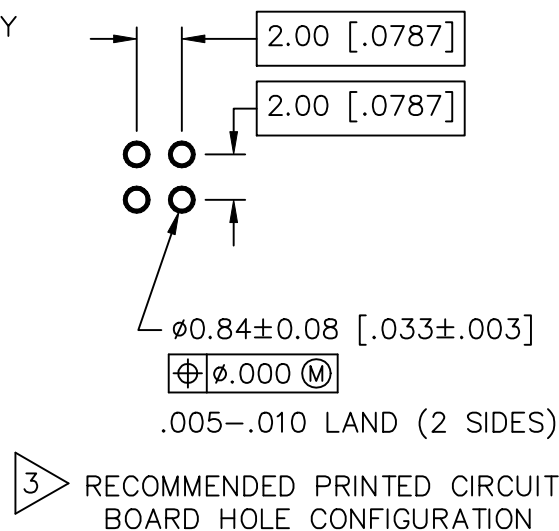
MATERIALS:


HOUSING: HIGH TEMPERATURE THERMOPLASTIC, UL RATED 94-V0

CONTACT: COPPER ALLOY

SOLDER: SEE PART NUMBER DESCRIPTION

CONTACT FINISH: (SEE PART NUMBER DESCRIPTION)



Unless otherwise specified: All dimensions are: mm [Inches]	Drawn by: J CACHINA	Date: 09/15/05	 AN INTERPLEX INDUSTRIES CO. 100 PIONEER AVE WARWICK, R.I. 02888 TEL: (401) 785-4110 FAX: (401) 781-5730 E-MAIL: sales@teka.com
-Tolerances-	Checked by: JSC	Date: 09/15/05	
No of places mm [IN]	Title: SOLDER BEARING HEADER - 2 MM HIGH VOLUME (ROHS COMPLIANT)		Part No: HM _____ - _____ HO
one ±0,5 ±.020	Ref No: S20557		Scale: 3:1
two ±0,25 ±.010			Sheet 1 of 1
three ±0,13 ±.005			
Angular ±2°			