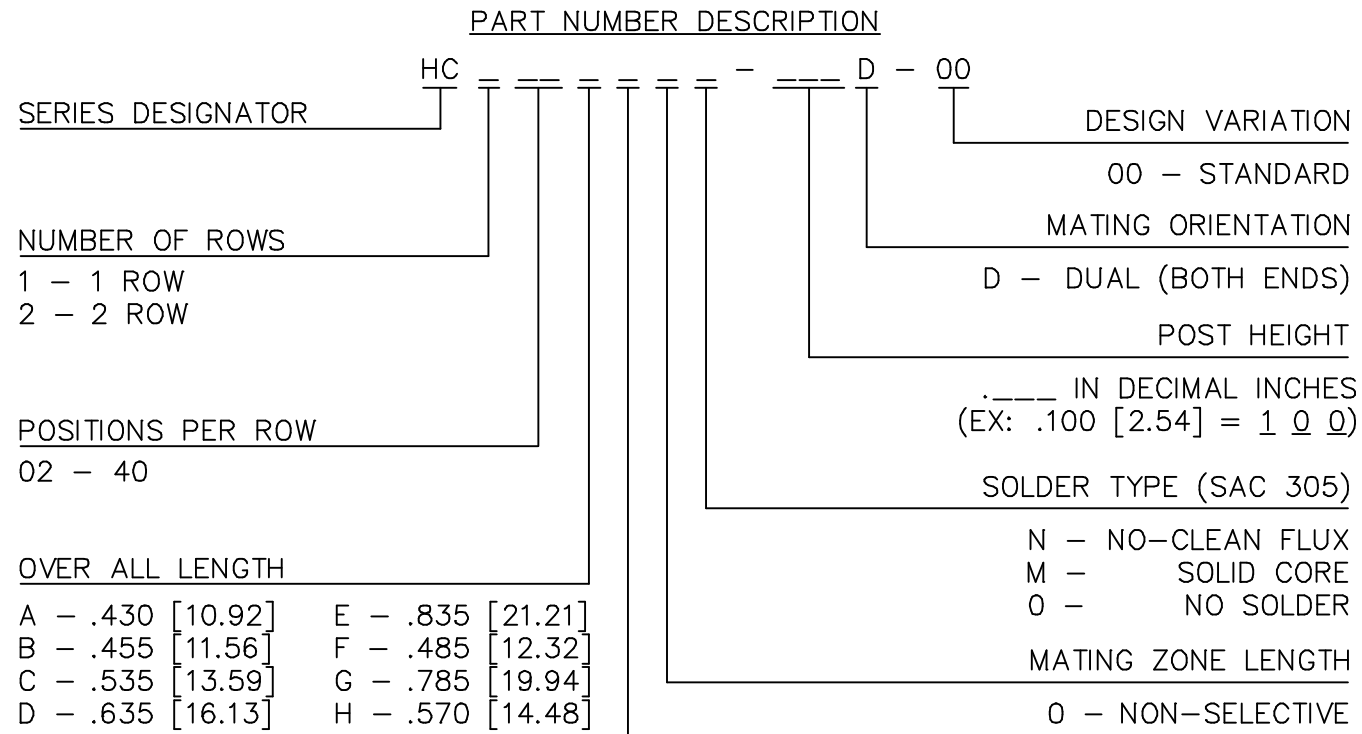


Rev	Description	Date	By
A	INITIAL RELEASE	11/29/05	JSC



CONTACT FINISH DESIGNATION 4	
DESIGNATION	CONTACT FINISH
S	GOLD - FLASH
2	GOLD - 10 MICRONS
0	PURE TIN - 100 MICRONS
3	GOLD - 30 MICRONS

NOTES: UNLESS OTHERWISE SPECIFIED

- INTERPRET THIS DRAWING IN ACCORDANCE WITH ASME Y14.5M - 1994
- FOR OTHER SIZES, FINISHES, SOLDER VOLUMES OR ADDITIONAL DATA CONSULT TEKA CUSTOMER SERVICE DEPARTMENT
- CONNECTOR SOLDER VOLUME BASED ON APPLICATION TO A .062±.007 [1.58±0.18] THICK PRINTED CIRCUIT BOARD
- ALL TIN FINISHES ARE LOW STRESS / WHISKER MITIGATING

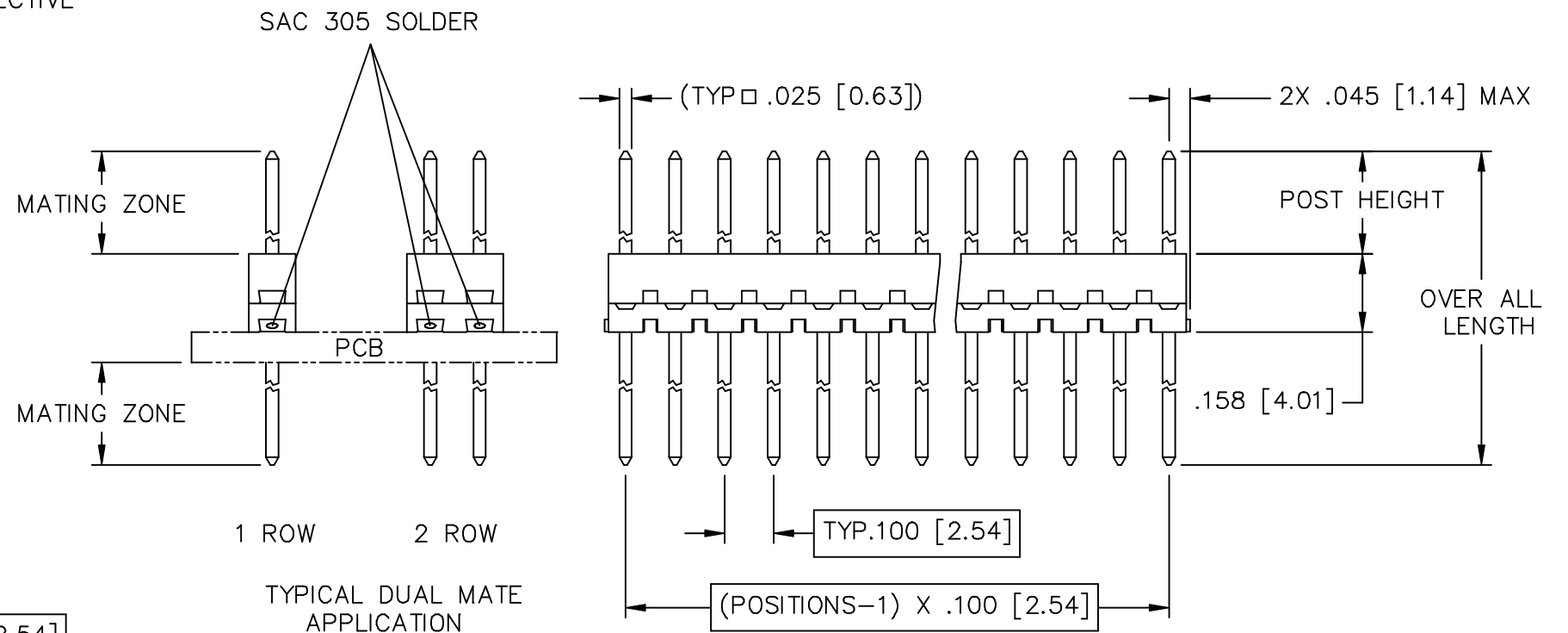
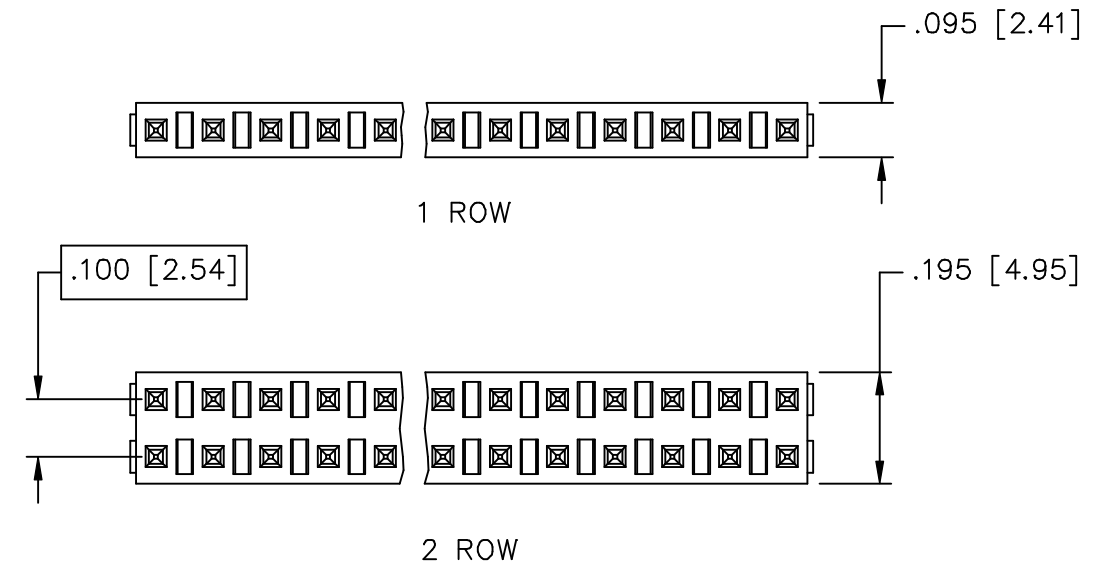
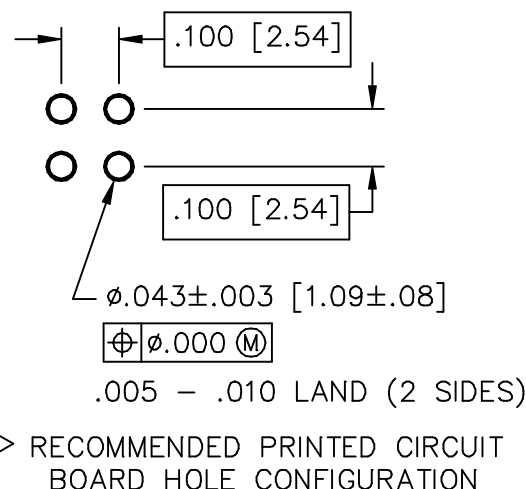
MATERIALS:

HOUSING: HIGH TEMPERATURE THERMOPLASTIC, UL RATED 94-V0

CONTACT: COPPER ALLOY

SOLDER: SEE PART NUMBER DESCRIPTION

CONTACT FINISH: (SEE PART NUMBER DESCRIPTION)



Unless otherwise specified: All dimensions are: Inches [mm]	Drawn by: J CACHINA	Date: 11/29/05	 AN INTERPLEX INDUSTRIES CO. 100 PIONEER AVE WARWICK, R.I. 02888 TEL: (401) 785-4110 FAX: (401) 781-5730 E-MAIL: sales@tekais.com HTTP://WWW.TEKAIS.COM
-Tolerances- No of places IN [mm] one ±.1 ±2,54 two ±.02 ±0,5 three ±.010 ±0,25 Angular ±2°	Checked by: JSC	Date: 11/29/05	
Title: SB HEADER-.100 [2.54] PITCH, DUAL MATE (ROHS COMPLIANT)			Part No: HC _____ - ____ D-00
Ref No: S20566		Scale: 3:1	Sheet 1 of 1