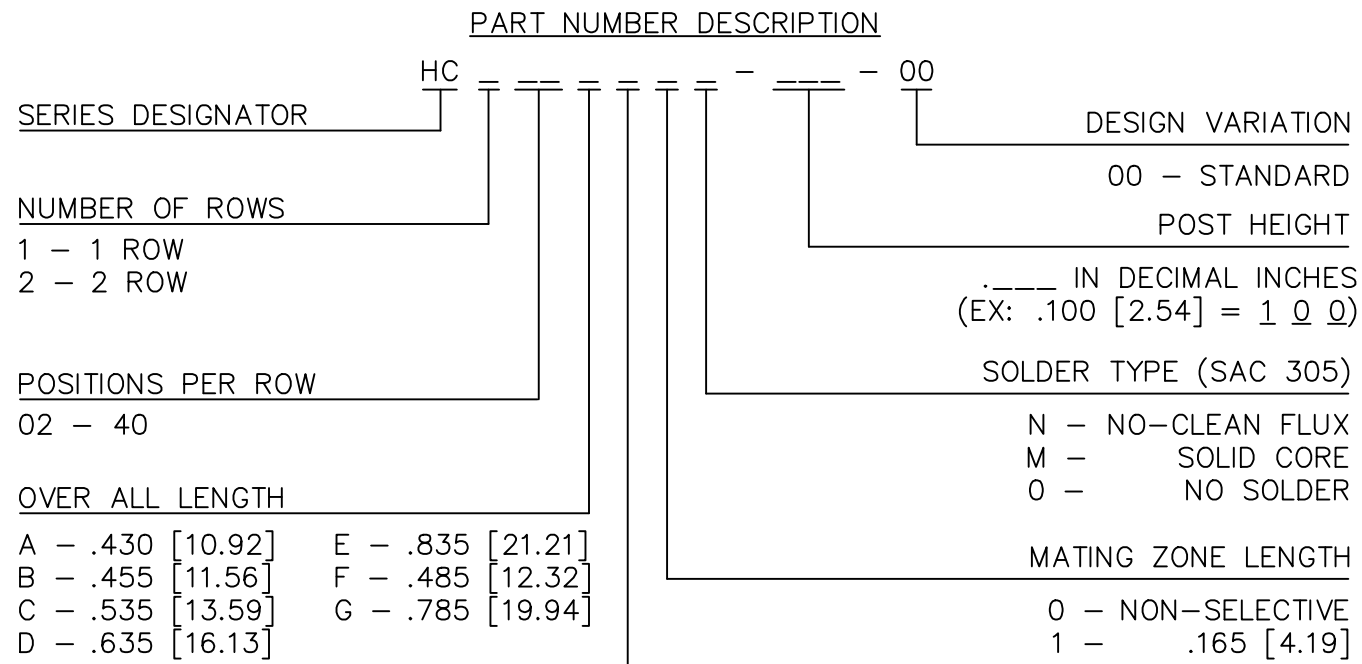


Rev	Description	Date	By
A	INITIAL RELEASE	09/15/05	JSC



CONTACT FINISH DESIGNATION ◀4		
DESIGNATION	MATING ZONE	SOLDER TAIL
S	GOLD - FLASH	GOLD - FLASH
2	GOLD - 10 MICROINCHES	GOLD - 10 MICROINCHES
3	GOLD - 30 MICROINCHES	GOLD - 30 MICROINCHES
C	GOLD - FLASH	PURE TIN - 100 MICROINCHES
B	GOLD - 10 MICROINCHES	PURE TIN - 100 MICROINCHES
H	GOLD - 30 MICROINCHES MIN	PURE TIN - 100 MICROINCHES
0	PURE TIN - 100 MICROINCHES	PURE TIN - 100 MICROINCHES

- NOTES: UNLESS OTHERWISE SPECIFIED
- 1 INTERPRET THIS DRAWING IN ACCORDANCE WITH ASME Y14.5M - 1994
 - 2 FOR OTHER SIZES, FINISHES, SOLDER VOLUMES OR ADDITIONAL DATA CONSULT TEKA CUSTOMER SERVICE DEPARTMENT
 - 3 ◀ CONNECTOR SOLDER VOLUME BASED ON APPLICATION TO A .062±.007 [1.58±0.18] THICK PRINTED CIRCUIT BOARD
 - 4 ◀ ALL TIN FINISHES ARE LOW STRESS / WHISKER MITIGATING

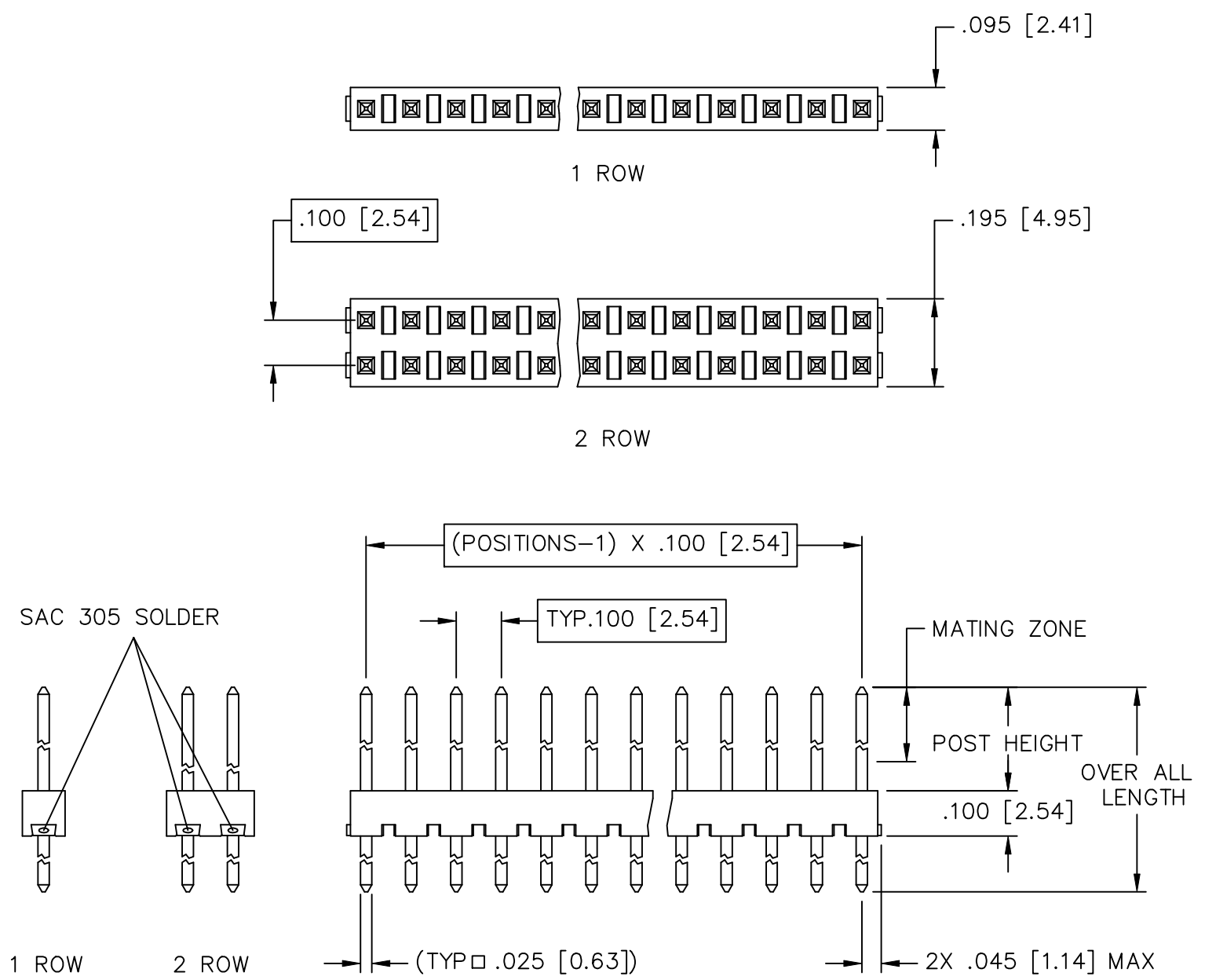
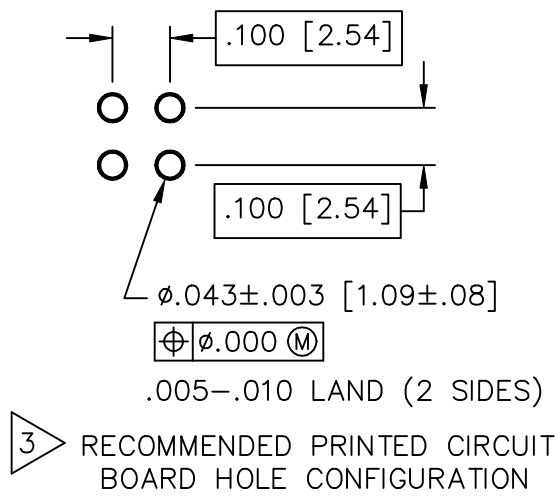
MATERIALS:

HOUSING: HIGH TEMPERATURE THERMOPLASTIC, UL RATED 94-VO

CONTACT: COPPER ALLOY

SOLDER: SEE PART NUMBER DESCRIPTION

CONTACT FINISH: (SEE PART NUMBER DESCRIPTION)



Unless otherwise specified: All dimensions are: Inches [mm]	Drawn by: J CACHINA	Date: 09/15/05	 AN INTERPLEX INDUSTRIES CO. 100 PIONEER AVE WARWICK, R.I. 02888 TEL: (401) 785-4110 FAX: (401) 781-5730 E-MAIL: sales@tekais.com
	Checked by: JSC	Date: 09/15/05	
-Tolerances-	Title: SOLDER BEARING HEADER-.100 2.54] PITCH (ROHS COMPLIANT)		Part No: HC _____ - _____ - 00
No of places IN [mm]	Ref No: S20556	Scale: 3:1	Sheet 1 of 1
one ±.1 ±2,54			
two ±.02 ±0,5			
three ±.010 ±0,25			
Angular ±2°			