

REVISIONS			
REV	DESCRIPTION	DATE	APPROVED
A	INITIAL RELEASE (ESR 0607)	10-08-96	JWM
B	REVISED (ESR 1440)	06-12-98	JWM

NOTES:

1. MATERIALS AND FINISH:

INSULATOR- GLASS FILLED THERMO-PLASTIC
POLYESTER, 94V-0 RATED, GREY.
CONTACT MATERIAL- COPPER ALLOY.

CONTACT PLATING- SEE PART NUMBERING

2. ELECTRICAL CHARACTERISTICS:

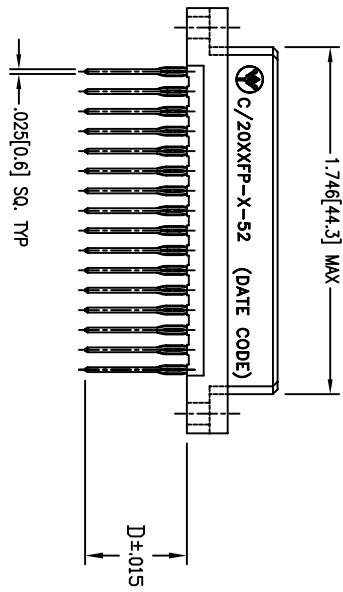
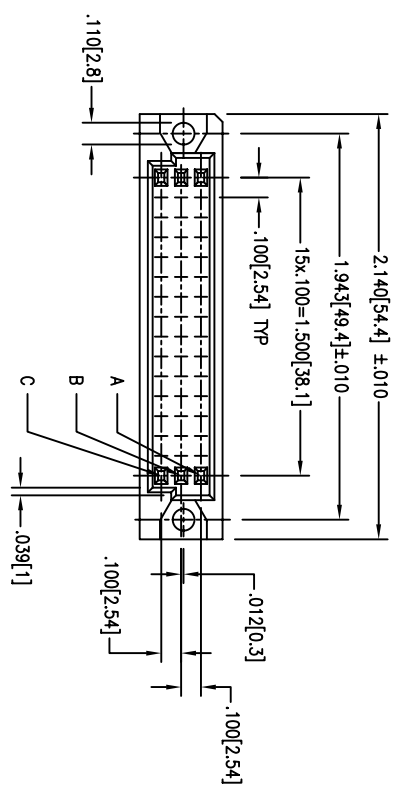
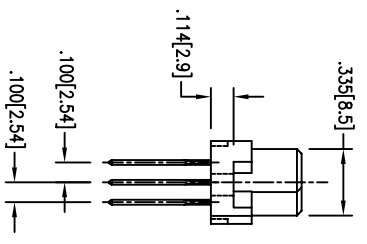
CONTACT RESISTANCE- 20 MILLIOHMS MAX.
DIELECTRIC WITHSTANDING VOLTAGE- 1000 VAC @ 60 Hz.
INSULATION RESISTANCE- 5000 MEGOHMS.
CONTACT CURRENT RATING- 1.5 AMPS AT 20°C.
1 AMP AT 70°C.

3. MECHANICAL CHARACTERISTICS:

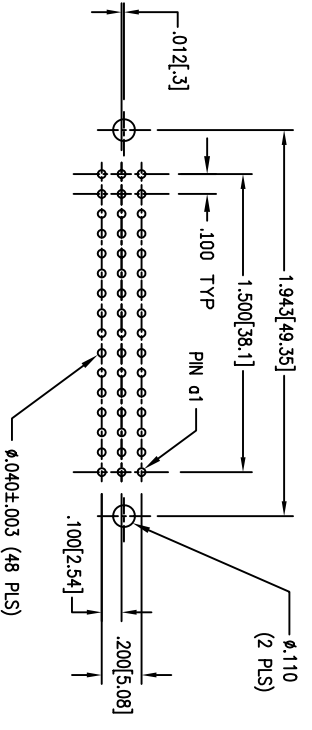
OPERATING TEMPERATURE- -55° TO +125°C.
DURABILITY- PER DIN 41612 LEVEL 2 STANDARD.
MATING FORCES- INSERTION FORCE: 20 LBS MAX.
RETENTION FORCE: .54 OZ MIN PER CONTACT

INSERTION FORCE- COMPLAINT SECTION 40 lbs
MAXIMUM PER CONTACT.
PUSHOUT FORCE- COMPLAINT SECTION 10 lbs
MINIMUM PER CONTACT.
HOLE SIZE REQUIREMENTS:
FINISHED HOLE DIA: .040±.003

4 MARKING AS SHOWN.



CUSTOMER DRAWING



RECOMMENDED PCB LAYOUT

PART NUMBERING

CONNECTOR TYPE **C/2 048 F P - E - 52**

CONTACT ARRANGEMENT AND NUMBER OF POSITIONS
048 - Row A,B,C contact pos. 1 thru 16
032 - Row A,C contact pos. 1 thru 16
(Consult factory for other options)

TYPE OF CONTACT
F - Female
P - Press-Fit

PLATING CODE (SEE NOTES)
52 - .000030 Au OVER .000050 Ni ON CONTACT POINT
TAL AND COMPLAINT SECTION .000100 SnPb
62 - .000050 Au OVER .000050 Ni ON CONTACT POINT
TAL AND COMPLAINT SECTION .000100 SnPb
(Consult factory for other options)

TAIL LENGTH (DIM "D")
D - .177 (4.5mm)
E - .236 (6.0mm)
H - .512 (13mm)
K - .669 (17mm)
(Consult factory for other options)

APPROVED	
NAME	DATE
JWM	10-96
YL	10-96
WBK	10-96
JWM	10-96

THE INFORMATION, DATA AND/OR SERVICE CONTAINED ON THIS DRAWING ARE PROPRIETARY TO A.W. INDUSTRIES AND MAY NOT BE COPIED, REPRODUCED OR DISCLOSED IN ANY MANNER WITHOUT THE WRITTEN PERMISSION OF A.W. INDUSTRIES.

ALL DIMENSIONS ARE IN INCHES.

TOLERANCES:
DECIMAL .XX ±.015
ANGLES ±1/2°

A.W. Industries, Incorporated
6788 N.W. 17th AVENUE
Fort Lauderdale, FL 33309

COMPLAINT PIN PRESS FIT DIN CONNECTOR
FEMALE 48 POSITIONS, STYLE C/2

SIZE **C** DWG. NO. **C/20XXXFP-X-52**

SCALE NONE ACAD FILE NO. **03-0389-0B** SHEET **1** OF **1**