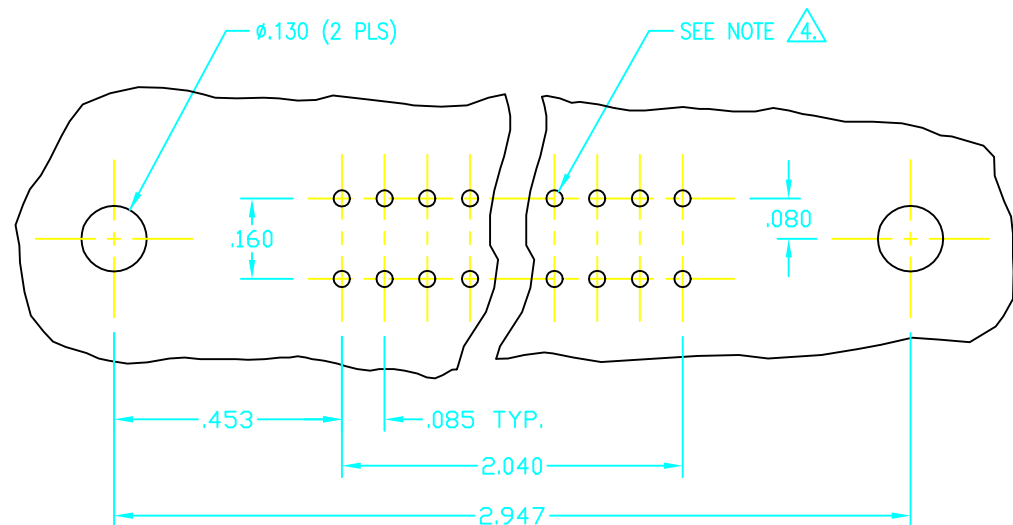
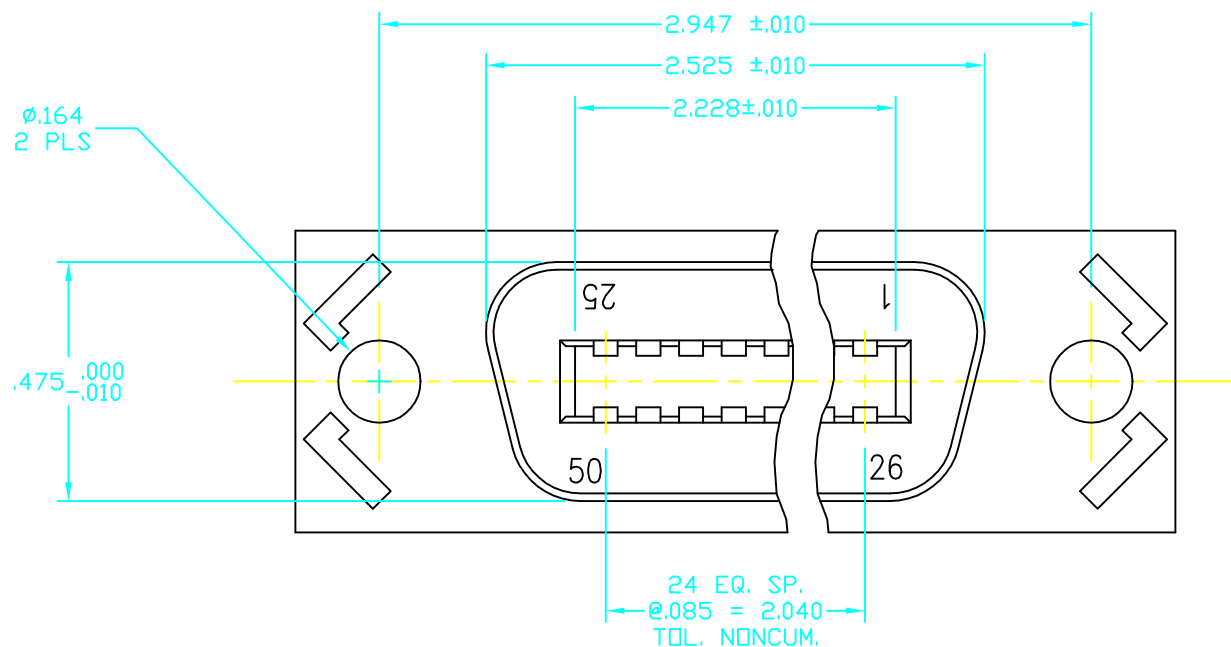


**RECOMENDED HOLES LAYOUT**



REVISIONS			
REV	DESCRIPTION	DATE	APPROVED
A	INITIAL RELEASE (ESR 0881)	04-03-97	JWM

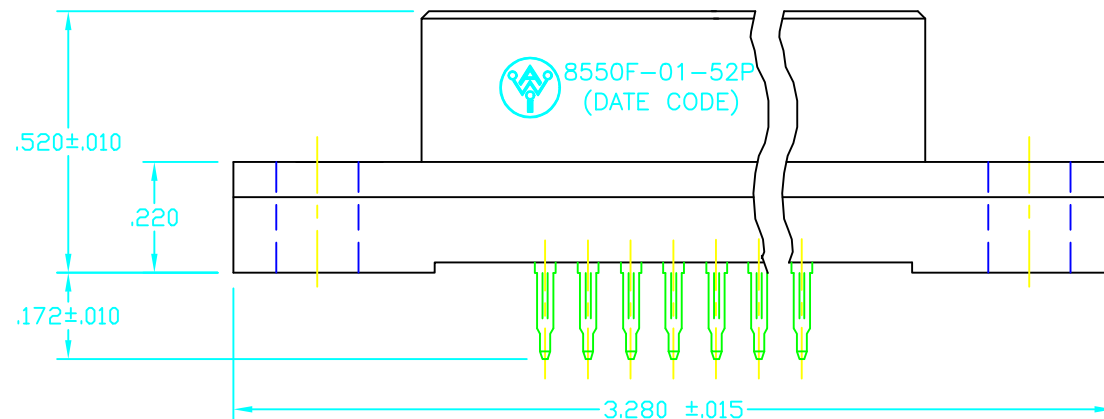
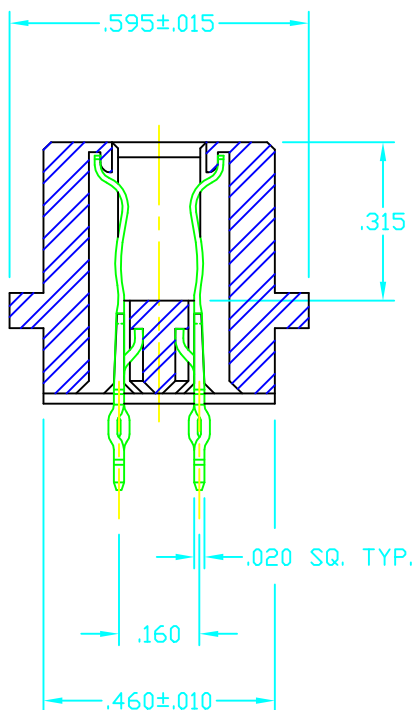


**NOTES:**

- MATERIAL:**
  - \* INSULATOR - 30% GLASS REINFORCED THERMOPLASTIC POLYESTER (PBT) VALOX 420 SEO OR EQUIVALENT UL 94V-0 RATED, COLOR - BLACK.
  - \* CONTACT - PHOSPHORE BRONZE CDA 510.
  - \* CONTACT PLATING - NICKEL PLATE .000050 MIN. THICK ALL OVER, GOLD PLATE .000030 MIN. THICK ON CONTACT AREA, .000100 MIN. SnPb OVER TAIL AND COMPLIANT AREA.

- ELECTRICAL CHARACTERISTICS:**
  - \* CONTACT RESISTANCE - 10 MILLIOHMS MAX.
  - \* INSULATION RESISTANCE - 5000 MEGOHMS.
  - \* WITHSTANDING VOLTAGE - 1000 VRMS
  - \* CURRENT RAITING - 3 AMPERS MAX. PER CONTACT PAIR.

- MECHANICAL CHARACTERISTICS:**
  - \* OPERATING TEMPERATURE - FROM -55°C TO +105°C.
  - \* COMPLIANT SECTION INSERTION FORCE - 30 LB. MAX. PER CONTACT.
  - \* COMPLIANT SECTION WITHDRAWAL FORCE - 10 LB. MIN. PER CONTACT.



- PRINTED CIRCUIT BOARD HOLE INFORMATION:**
  - \* BEFORE THRU-HOLE PLATING - .037-:-.039 DIA.
  - \* COPPER THRU-HOLE PLATING THICKNESS - .001-:-.002.
  - \* TIN-LEAD THRU-HOLE PLATING THICKNESS - .0003-:-.0012 PORE FREE.
  - \* FINISHED HOLE DIMENSION - .030-:-.035 DIA.

5. FLAT ROCK ASSEMBLE TO BACKPANEL, NO SPECIAL TOOLING REQUIRED.

6. MARKING AS SHOWN.

**CUSTOMER DRAWING**

<p>APPROVED</p> <table border="1"> <thead> <tr> <th>NAME</th> <th>DATE</th> </tr> </thead> <tbody> <tr> <td>JWM</td> <td>04-97</td> </tr> <tr> <td>JMP</td> <td>04-97</td> </tr> <tr> <td>WBK</td> <td>04-97</td> </tr> <tr> <td>JWM</td> <td>04-97</td> </tr> </tbody> </table>		NAME	DATE	JWM	04-97	JMP	04-97	WBK	04-97	JWM	04-97	<p>THE INFORMATION, DATA AND/OR SPECIFICATIONS CONTAINED ON THIS DOCUMENT ARE PROPRIETARY TO A.W. INDUSTRIES AND MAY NOT BE COPIED, DUPLICATED OR DISCLOSED IN PART OR WHOLE WITHOUT AUTHORIZATION IN WRITING FROM A.W. INDUSTRIES.</p> <p>ALL DIMENSIONS ARE IN INCHES.</p> <p>TOLERANCES:</p> <p>DECIMAL .XX ±.015 .XXX ±.005</p> <p>ANGLE ±1/2°</p>	<p>TITLE</p> <p><b>PRESS FIT CONNECTOR 50 PIN RECEPTACLE</b></p> <p><b>A.W. Industries, incorporated</b></p> <p>6788 N.W. 17th AVENUE Fort Lauderdale, FL 33309</p> <p>SIZE C DWG. NO. 8550F-01-52P</p> <p>SCALE NONE ACAD FILE NO. 03-0962-0A SHEET 1 OF 1</p>
NAME	DATE												
JWM	04-97												
JMP	04-97												
WBK	04-97												
JWM	04-97												