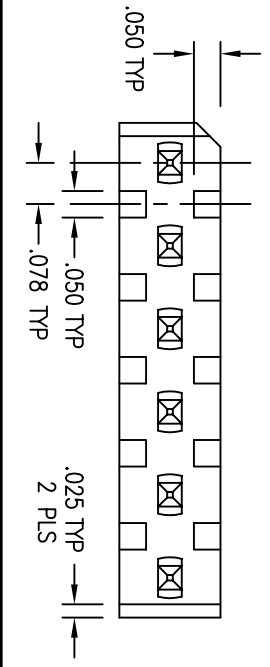
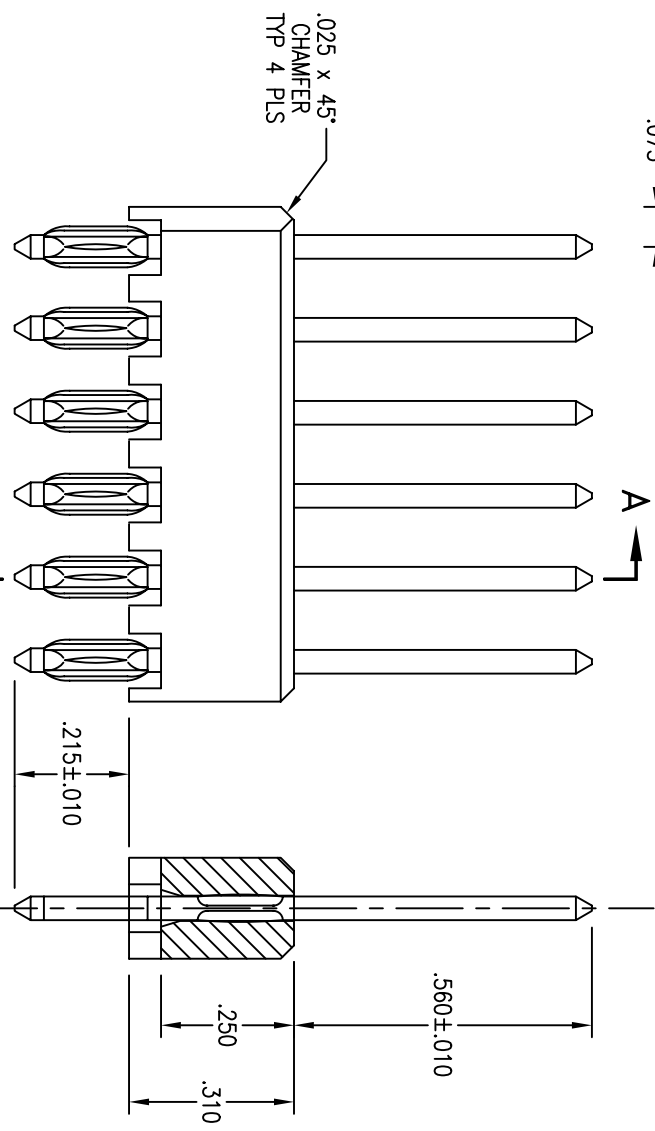
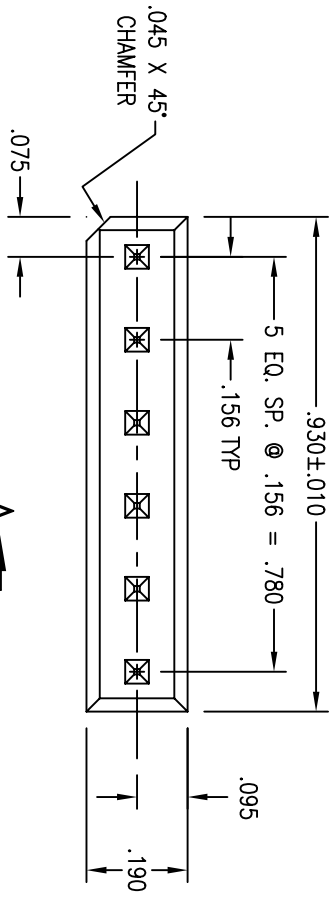


REVISIONS			
REV	DESCRIPTION	DATE	APPROVED
A	INITIAL RELEASE (ESR # 0060)	01-12-95	JWM



AUTHENTICATION	
NAME	DATE
DRAWN JWM	01-95
CHECKED YL	01-95
QUALITY WBK	01-95
APPROVED JWM	01-95

SECTION AA

THE INFORMATION, DATA AND/OR SPECIFICATIONS CONTAINED ON THIS DOCUMENT ARE PROPRIETARY TO A.W. INDUSTRIES AND MAY NOT BE COPIED, DUPLICATED OR DISCLOSED IN PART OR WHOLE WITHOUT AUTHORIZATION IN WRITING FROM A.W. INDUSTRIES.

ALL DIMENSIONS ARE IN INCHES.

TOLERANCES:

DECIMAL	.XX	±.015
	.XXX	±.005
ANGLE	±1/2°	

NOTES:

MATERIALS AND FINISH:

INSULATOR: 30% GLASS FILLED PBT, 94 V-0 RATED, BLACK.

CONTACTS: PHOSPHOR BRONZE CDA 510.

FINISH: 100µ MIN. MATTE FINISH 60/40 SnPb OVER 50µ MIN. NI.

PTH REQUIREMENTS:

DRILLED HOLE DIA: .0785 ^{+0.005}/_{-.0015}

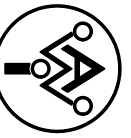
PLATING: .001/.003 COPPER AND .003 MIN. SOLDER.

FINISHED HOLE DIA: .070/.075

CUSTOMER DRAWING

TITLE

.045 SQ. HEADER SRO COMPLIANT PIN PRESS-FIT



A.W. Industries, Incorporated

6788 N.W. 17th AVENUE
Fort Lauderdale, FL 33309

SIZE	DWG. NO.	SHEET	OF
B	5045-06-771	1	1
SCALE	ACAD FILE NO.	SHEET	
NONE	03-0091-0A	1 OF 1	