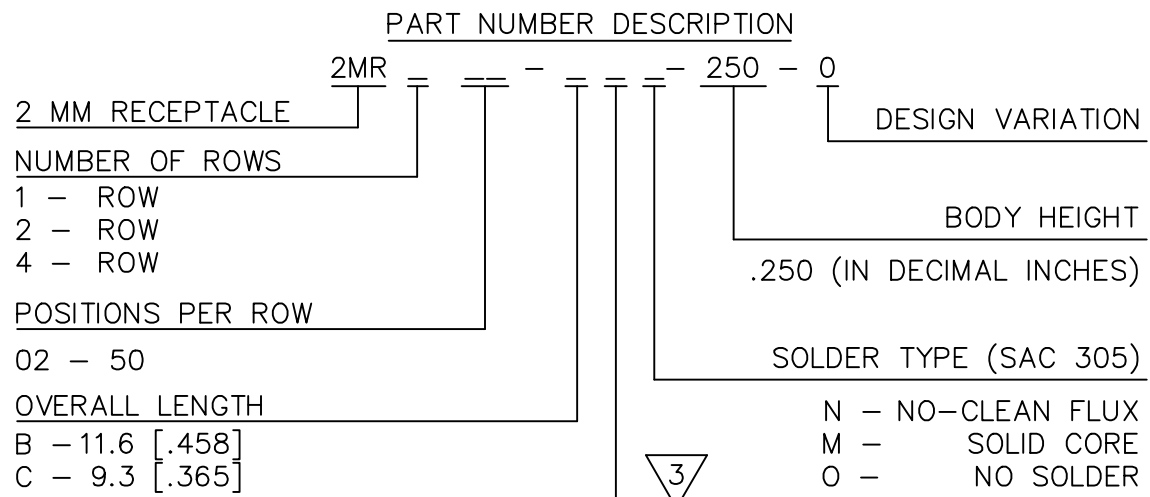


Rev	Description	Date	By
A	INITIAL RELEASE	09/15/05	JSC



CONTACT FINISH		
DESIGNATION	TAIL AREA	INTERFACE AREA
C	100 MICROINCHES PURE TIN	GOLD FLASH
3	GOLD FLASH	30 MICROINCHES GOLD
D	100 MICROINCHES PURE TIN	20 MICROINCHES GOLD
* 7	GOLD FLASH	

(*NOTE - RECOMMENDED FOR STACKTHROUGH APPLICATIONS)

NOTES: UNLESS OTHERWISE SPECIFIED

- INTERPRET THIS DRAWING IN ACCORDANCE WITH ASME Y14.5M-1994
- FOR OTHER SIZES, FINISHES OR ADDITIONAL DATA CONTACT TEKA'S CUSTOMER SERVICE DEPARTMENT

3 ALL TIN FINISHES ARE LOW STRESS / WHISKER MITIGATING

MATERIAL:

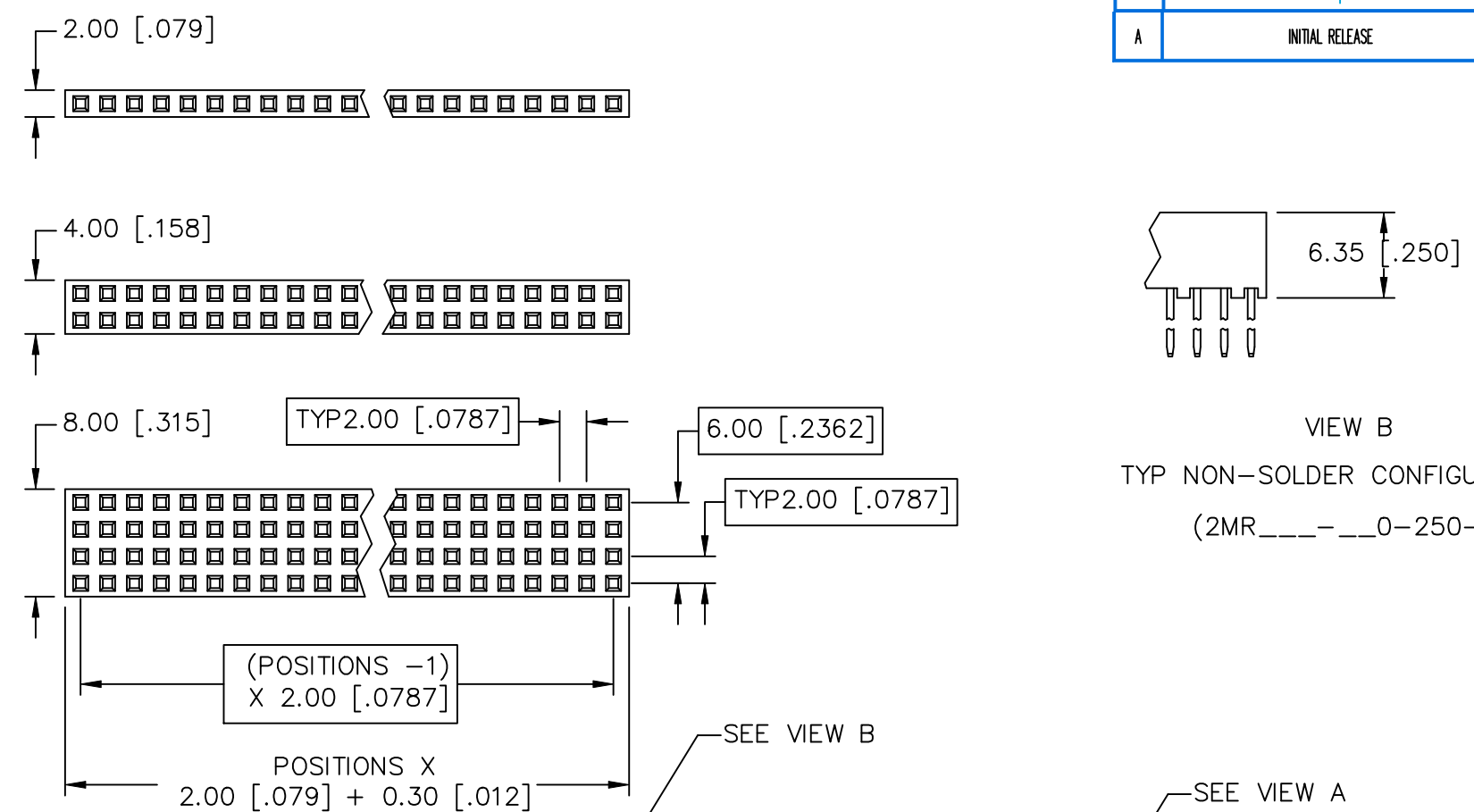
HOUSING: HIGH TEMPERATURE THERMOPLASTIC, UL RATED 94-V0
 CONTACT: PHOSPHOR BRONZE
 SOLDER: (SEE PART NUMBER DESCRIPTION)
 SOLDER CLIP: ALUMINUM ALLOY
 CONTACT FINISH: (SEE PART NUMBER DESCRIPTION)

PERFORMANCE CHARACTERISTICS - MECHANICAL

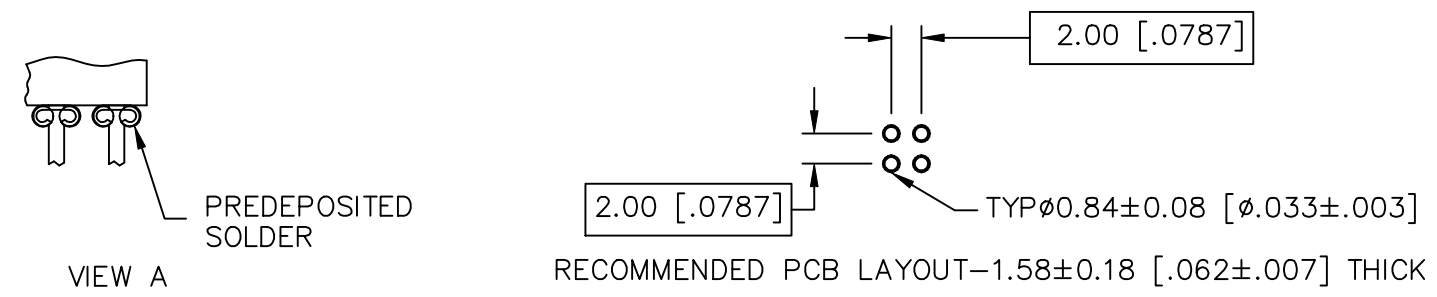
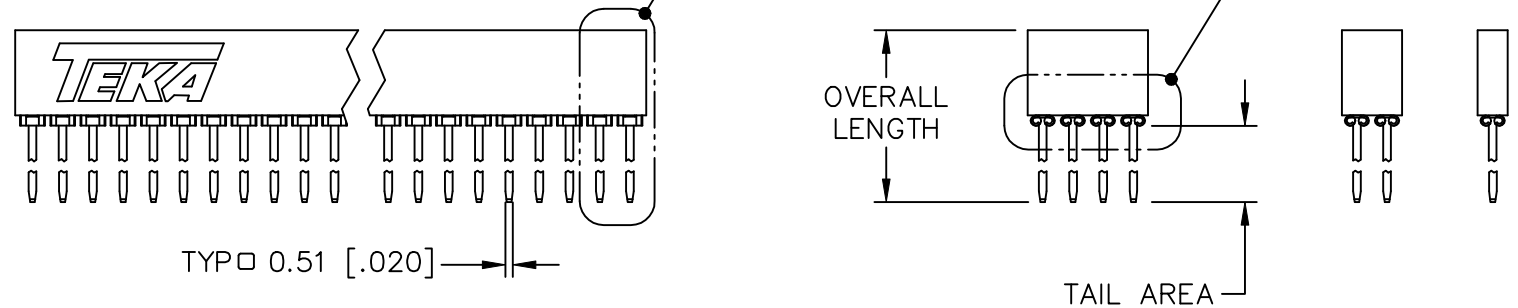
INSERTION FORCE: 1.8 OZ PER CONTACT MAX AVG
 WITHDRAWAL FORCE: 1 OZ MIN AVG
 NORMAL FORCE: 75 GRAMS MIN - EOL
 DURABILITY: 100 CYCLES MIN (TYPE 7 FINISH)
 OPERATING TEMP: -55°C - 85°C

PERFORMANCE CHARACTERISTICS - ELECTRICAL

CONTACT RESISTANCE: 10 MILLIOHMS MAX INITIAL
 CURRENT CAPACITY: 3 AMPS MAX PER CONTACT
 DIELECTRIC STRENGTH: 500 VAC
 INSULATION RESISTANCE: 10,000 MEGAOHMS MIN



VIEW B
 TYP NON-SOLDER CONFIGURATION
 (2MR____-__0-250-0)



VIEW A

Unless otherwise specified: All dimensions are: mm [Inches]	Drawn by: J CACHINA	Date: 09/15/05	 AN INTERPLEX INDUSTRIES CO. 100 PIONEER AVE WARWICK, R.I. 02888 TEL: (401) 785-4110 FAX: (401) 781-5730 E-MAIL: sales@tekais.com HTTP://WWW.TEKAIS.COM
	Checked by: JSC	Date: 09/15/05	
-Tolerances- No of places MM [IN] one ±0.5 ±.02 two ±0.25 ±.010 three ±0.10 ±.004 Angular ±5°	Title: LOW PROFILE 2 MM RECEPTACLE (ROHS COMPLIANT)		Part No: 2MR____-____-250-0
	Ref No: S20561	Scale: 2:1	Sheet 1 of 1