

REVISIONS			
REV	DESCRIPTION	DATE	APPROVED
A	INITIAL RELEASE (ESR 0353)	01-29-96	JWM
B	SEE ECN 90384	09-18-96	JWM

NOTES:

1. MATERIAL:

INSULATOR MATERIAL - GLASS FILLED THERMO-PLASTIC
 POLYESTER, 94V-0 RATED, BLACK.
 CONTACT MATERIAL - CDA 510.
 CONTACT PLATING - .000030 Au OVER .000050 Ni ON
 CONTACT POINT, TAIL .000100 MATTE FINISH 60/40 SnPb.

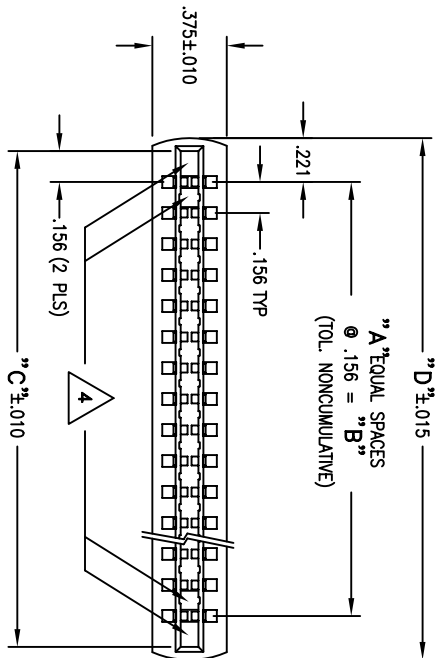
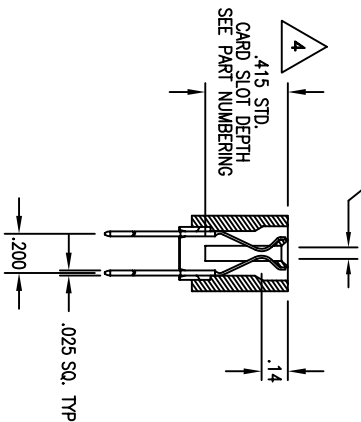
2. ELECTRICAL CHARACTERISTICS:

CONTACT RESISTANCE:
 CONTACT TO DAUGHTER CARD - 10 MILLIOHMS.
 DIELECTRIC WITHSTANDING VOLTAGE - 1800 VAC.
 INSULATION RESISTANCE - 5000 MEGOHMS.
 CONTACT CURRENT RATING - 3 AMPS AT 30°C.

3. MECHANICAL CHARACTERISTICS:

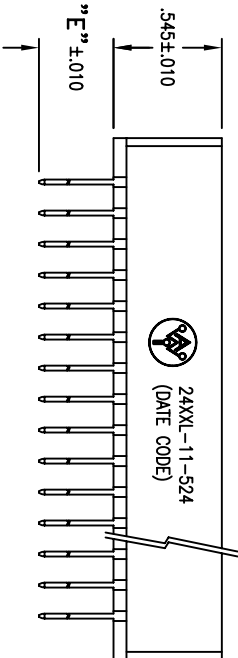
OPERATING TEMPERATURE - -55° TO +125°C.
 DURABILITY - PER BELLCORE TR-NWT-000078.
 .300 AND .350 CARD SLOT DEPTH CONTROLLED
 BY THESE SURFACES ONLY.

ACCEPTS
 .054 - .071
 P.C. BOARDS



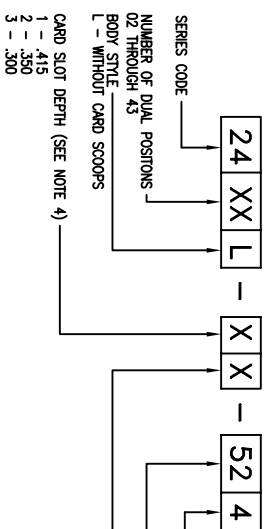
DIMENSIONS

A	NUMBER OF EQUAL SPACES (TO DETERMINE, SUBTRACT 1 FROM THE NUMBER OF DESIRED DUAL CONTACT POSITIONS)
B	NUMBER OF EQUAL SPACES X .156
C	NUMBER OF EQUAL SPACES X .156 + .312
D	NUMBER OF EQUAL SPACES X .156 + .442
E	TAIL LENGTH: SEE PART NUMBERING



CUSTOMER DRAWING

PART NUMBERING



MOUNTING STYLE:
 4 - NO EARS
 PLATING CODE (SEE NOTES)
 0 - .125
 1 - .190
 2 - .375
 3 - .465
 4 - .570
 5 - .650/.710

APPROVED	
NAME	DATE
DESIGNED JWM	01-96
CHECKED YL	01-96
QUALITY WBK	01-96
APPROVED JWM	01-96

THE INFORMATION, DATA AND/OR SERVICES CONTAINED ON THIS DRAWING ARE PROPRIETARY TO A.W. INDUSTRIES AND MAY NOT BE COPIED, REPRODUCED OR DISCLOSED IN ANY MANNER WITHOUT THE WRITTEN PERMISSION OF A.W. INDUSTRIES.

ALL DIMENSIONS ARE IN INCHES.
 TOLERANCES:
 DECIMAL .XX ±.015
 .XXX ±.005
 ANGLE ±1/2°

THE NON-COMPLIANT SOLDER TYPE PIN CARD EDGE CONNECTOR .156 X .200 CENTERS

A.W. Industries, Incorporated
 6788 N.W. 17th AVENUE
 Fort Lauderdale, FL 33309

SIZE: C SCALE: NONE
 DWG. NO.: 24XXL-XX-524
 FILE NO.: 03-0305-0B
 SHEET 1 OF 1