

**NOTES:**

**1. MATERIALS AND FINISH:**

INSULATOR- GLASS FILLED THERMO-PLASTIC  
 POLYESTER, 94W-0 RATED, BLACK.  
 CONTACT MATERIAL- PHOSPHOR BRONZE

CONTACT PLATING- .000030 Au OVER, .000050 Ni ON  
 CONTACT POINT, TAIL AND COMPLIANT SECTION, .000100  
 WHITE FINISH 60/40 Sn/Pb.

**2. ELECTRICAL CHARACTERISTICS:**

CONTACT RESISTANCE:  
 CONTACT TO DAUGHTER CARD- 10 MILLIOHMS.  
 DIELECTRIC WITHSTANDING VOLTAGE- 1000 VAC.  
 INSULATION RESISTANCE- 5000 MEGOHMS.  
 CONTACT CURRENT RATING- 3 AMPS AT 30°C.

**3. MECHANICAL CHARACTERISTICS:**

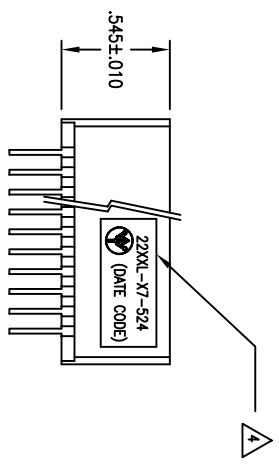
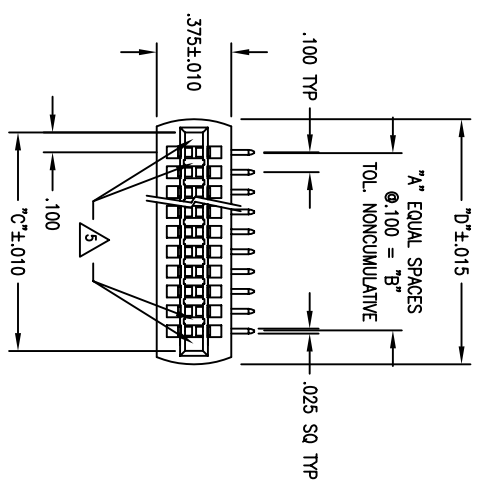
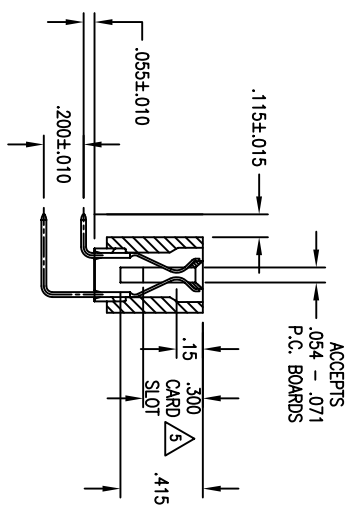
OPERATING TEMPERATURE- -55° TO +125°C.  
 DURABILITY- PER BELLCORE TR-NWT-000078.  
 HOLE SIZE REQUIREMENTS:  
 FINISHED HOLE DIA. .043±.003

4 MARKING AS SHOWN, WHITE INK.

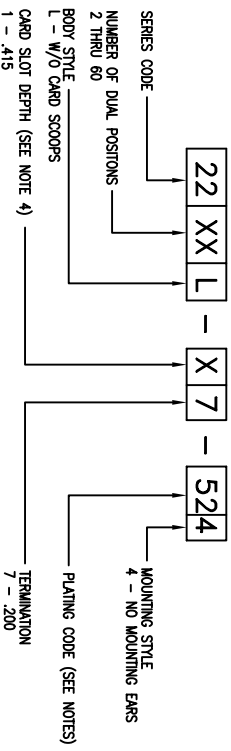
5 .300 AND .350 CARD SLOT DEPTH IS CONTROLLED BY THESE POSITIONS ONLY.

**DIMENSIONS**

	NUMBER OF EQUAL SPACES	(TO DETERMINE, SUBTRACT 1 FROM THE NUMBER OF DESIRED DUAL CONTACT POSITIONS)
A	NUMBER OF EQUAL SPACES	X .100
B	NUMBER OF EQUAL SPACES	X .100 + .200
C	NUMBER OF EQUAL SPACES	X .100 + .334
D	NUMBER OF EQUAL SPACES	X .100 + .334



**PART NUMBERING**



NAME	DATE
JWM	04-96
Y.L	04-96
W.B.K	04-96
JWM	04-96

ALL DIMENSIONS ARE IN INCHES.  
 TOLERANCES:  
 DECIMAL .XX ±.015  
 .XXX ±.005  
 ANGLE ±1/2°

**REVISONS**

REV	DESCRIPTION	DATE	APPROVED
A	INITIAL RELEASE	04-24-96	JWM
B	REVISED FOR BENDING MACHINE	10-30-96	JWM
C	SEE ESR 2068	11-14-00	JWM

**TITLE**  
 CARD EDGE CONNECTOR  
 .100 X .200, RIGHT ANGLE, NO EARS

**A.W. Industries, Incorporated**  
 6788 N.W. 17th AVENUE  
 Fort Lauderdale, FL 33309

SCALE NONE ACPD FILE NO. 03-0329-1C SHEET 1 OF 1