

NOTES:

- 1. MATERIALS AND FINISH:**
INSULATOR- GLASS FILLED THERMO-PLASTIC
POLYESTER, 94V-0 RATED, BLACK.
CONTACTS- CDA 725
CONTACT PLATING- SEE PART NUMBERING

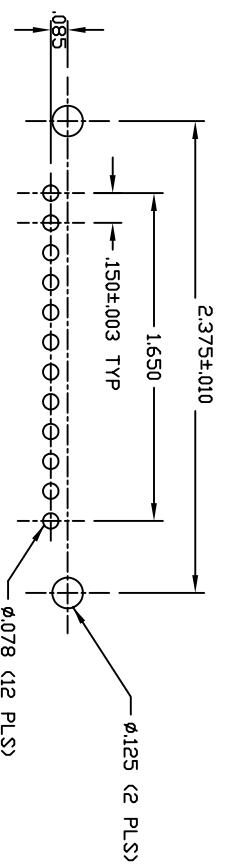
2. ELECTRICAL CHARACTERISTICS:

- CONTACT RESISTANCE:
CONTACT TO DAUGHTER CARD- 10 MILLIOHMS.
OPERATING VOLTAGE- 1500 VDC
INSULATION RESISTANCE- 5000 MEGOHMS.
CONTACT CURRENT RATING- 5 AMPS AT 30°C.

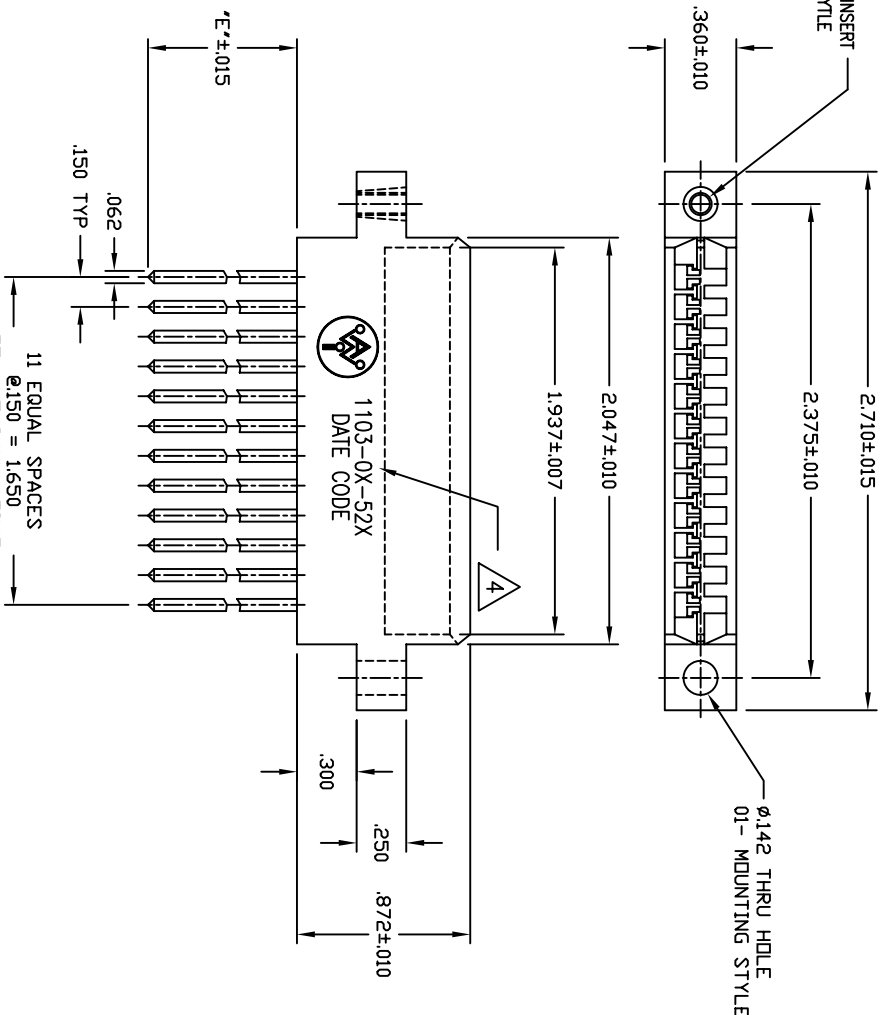
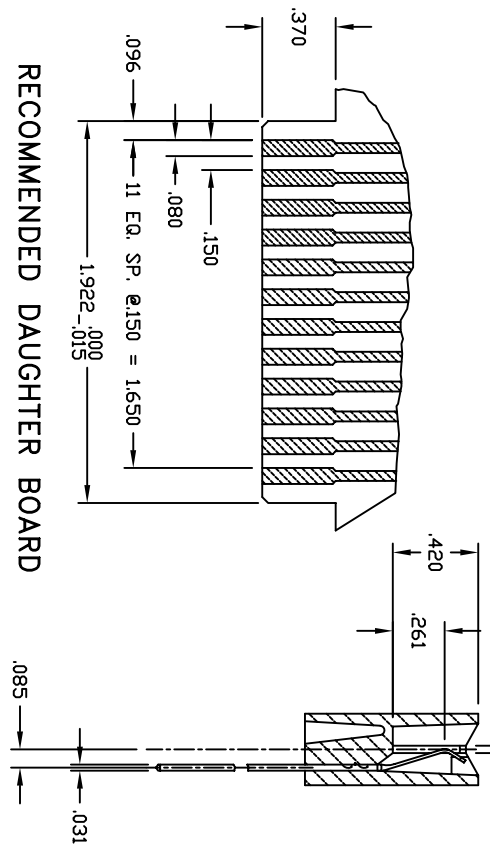
3. MECHANICAL CHARACTERISTICS:

- OPERATING TEMPERATURE- -55° TO +125°C.
DURABILITY- PER BELLCORE TR-NW-000078.

MARKING AS SHOWN.



RECOMMENDED PCB LAYOUT



PART NUMBERING

1103 - 01 - 52 0

- SERIES CODE**
- MOUNTING STYLE**
01 - THRU HOLES
02 - 4-40 BRASS INSERT
04 - NO EARS
- TAIL LENGTH (E- DIMENSION)**
0 - .130
1 - .750
2 - .570
3 - .200
- PLATING CODE**
22 - .000010 GOLD ON CONTACT POINT, TIN-LEAD TAILS
52 - .000030 GOLD ON CONTACT POINT, TIN-LEAD TAILS

CUSTOMER DRAWING

TITLE
CARD EDGE CONNECTOR
.150 CENTERS, SINGLE ROW

A.W. Industries, Incorporated
6788 N.W. 17th AVENUE
Fort Lauderdale, FL 33309

APPROVED	
NAME	DATE
JWM	11-97
YL	11-97
WBK	11-97
JWM	11-97

THE INFORMATION, DATA AND/OR SERVICE CONTAINED ON THIS DRAWING ARE PROPRIETARY TO A.W. INDUSTRIES AND MAY NOT BE COPIED, REPRODUCED OR DISCLOSED IN ANY MANNER WITHOUT THE WRITTEN PERMISSION OF A.W. INDUSTRIES.

ALL DIMENSIONS ARE IN INCHES.

DECIMAL .XXX ±.005
ANGLE ±1/2°

SIZE	C	DATE	1103-0X-XXX
SCALE	NONE	ACAD FILE NO.	03-0393-C4
SHEET	1	OF	1

REVISIONS		
REV	DESCRIPTION	DATE
A	INITIAL RELEASE (ESR 1151)	11-03-97
B	SEE ESR 1463	06-24-98
C	SEE ECN 90619	06-19-01